

MATAGORDA COUNTY, TEXAS

COMPREHENSIVE ANNUAL
FINANCIAL REPORT

For the Fiscal Year Ended
December 31, 2018

MATAGORDA COUNTY, TEXAS
MATAGORDA COUNTY AUDITOR'S OFFICE
2200 7th Street, Room 208
Bay City, TX 77414



MATAGORDA COUNTY, TEXAS

Comprehensive Annual Financial Report

For the Year Ended December 31, 2018

Table of Contents

Page

Introductory Section

County Auditor’s Letter of Transmittal	i-iv
GFOA Certificate of Achievement	v
Organizational Chart	vi
List of Principal Officials	vii

Financial Section

Independent Auditor's Report	1-3
Management’s Discussion and Analysis	4-15
Basic Financial Statements:	
Government Wide Financial Statements:	
Exhibit 1 Statement of Net Position	18
Exhibit 2 Statement of Activities	19
Fund Financial Statements:	
Exhibit 3 Balance Sheet - Governmental Funds	20
Exhibit 3R Reconciliation of the Governmental Funds Balance Sheet to the Governmental Activities Statement of Net Position	21
Exhibit 4 Statement of Revenues, Expenditures, and Changes in Fund Balances - Governmental Funds	22
Exhibit 4R Reconciliation of the Statement of Revenues, Expenditures and Changes in Fund Balances - Governmental Funds to Governmental Activities Statement of Activities	23-24
Exhibit 5 Statement of Net Position - Internal Service Fund	25
Exhibit 6 Statement of Revenues, Expenses and Changes in Net Position - Internal Service Fund	
Exhibit 7 Statement of Cash Flows - Internal Service Fund	27
Exhibit 8 Statement of Fiduciary Net Position - Fiduciary Funds	28
Notes to the Financial Statements	29-61

Required Supplementary Information

Exhibit 9 Schedule of Revenues, Expenditures, and Changes in Fund Balances - Budget and Actual - General Fund	64
Exhibit 10 Schedule of Changes in Net Pension Liability and Related Ratios	65
Exhibit 11 Schedule of Employer Contributions	66
Exhibit 12 Schedule of Changes in Total OPEB Liability and Related Ratios	67
Notes to the Required Supplementary Information	68

Combining and Individual Fund Statements and Schedules

Exhibit 13 Non-Major Governmental Funds Descriptions	70-71
Exhibit 14 Combining Balance Sheet - Nonmajor Governmental Funds	72-76
Combining Statement of Revenues, Expenditures and Changes in Fund Balances - Nonmajor Governmental Funds	78-82
Schedules of Expenditures – Budget and Actual – By Function, Department and Legal Level of Budgetary Control:	
Exhibit 15 General Fund	84-91
Exhibit 16 Debt Service Fund	92
Schedules of Revenues, Expenditures and Changes in Fund Balance - Budget and Actual:	
Special Revenue Funds (Nonmajor):	
Exhibit 17 District Attorney Legal/Law Fund	94
Exhibit 17 Sheriff & Jail Discretionary Fund	95
Exhibit 17 County Clerk Preservation & Automation Fund	96
Exhibit 17 Countywide Records Management Preservation Fund	97
Exhibit 17 Courthouse Security Fund	98

MATAGORDA COUNTY, TEXAS

Comprehensive Annual Financial Report

For the Year Ended December 31, 2018

Table of Contents - Continued

Page

Combining and Individual Fund Statements and Schedules - Continued

Schedules of Revenues, Expenditures and Changes in Fund Balances - Budget and Actual:

Special Revenue Funds (Nonmajor) – Continued

Exhibit 17	Justice Court Technology Fund	99
Exhibit 17	District Clerk Records Management Preservation Fund.....	100
Exhibit 17	County & District Court Technology Fund	101
Exhibit 17	Historical Commission Fund	102
Exhibit 18	Combining Statement of Changes in Assets and Liabilities - Agency Funds	104-105

Statistical Section

Financial Trends:

Table 1	Net Position by Component	110-111
Table 2	Changes in Net Position	112-113
Table 3	Fund Balances - Governmental Funds.....	114-115
Table 4	Changes in Fund Balances - Governmental Funds.....	116-117
Revenue Capacity:		
Table 5	Assessed Value and Estimated Actual Value of Taxable Property	118
Table 6	Property Tax Rates - Direct and Overlapping Governments	120-121
Table 7	Principal Property Taxpayers.....	122
Table 8	Property Tax Levies and Collections	123
Debt Capacity:		
Table 9	Ratios of Outstanding Debt by Type.....	124
Table 10	Ratios of General Bonded Debt Outstanding.....	125
Table 11	Direct and Overlapping Governmental Activities Debt.....	126
Table 12	Legal Debt Margin Information	127
Demographic and Economic Information:		
Table 13	Demographic and Economic Statistics.....	128
Table 14	Principal Employers	129
Operating Information:		
Table 15	Full-Time Equivalent Employees by Function	130
Table 16	Operating Indicators by Function.....	132-133
Table 17	Capital Asset Statistics by Function.....	134-135

Federal Awards Section

Independent Auditor's Report -

Report on Internal Control over Financial Reporting and on Compliance and Other Matters
Based on an Audit of Financial Statements Performed in Accordance with

Government Auditing Standards

Independent Auditor's Report -

Report on Compliance for Each Major Program and on Internal Control Over
Compliance Required by the Uniform Guidance

	Schedule of Findings and Questioned Costs	143
	Schedule of Status of Prior Findings	144
	Corrective Action Plan.....	145
Exhibit 19	Schedule of Expenditures of Federal Awards	146-147
	Notes on Accounting Policies for Federal Awards	148-149

INTRODUCTORY SECTION





KRISTEN E. KUBECKA
COUNTY AUDITOR
MATAGORDA COUNTY
2200 SEVENTH STREET, ROOM 208
BAY CITY, TEXAS 77414-5095
(979) 241-0120

Honorable District Judges of Matagorda County and
Honorable Members of the Matagorda County Commissioners Court:

Chapter 114.025 and chapter 115.045 of the Local Government Code of the State of Texas requires the issuance within six months of the close of each fiscal year a complete set of financial statements presented in conformity with generally accepted accounting principles (GAAP) and audited in accordance with generally accepted auditing standards by a licensed certified public accountant. Pursuant to that requirement, we hereby issue the comprehensive annual financial report of Matagorda County for the fiscal year ended December 31, 2018.

This report consists of management's representations concerning the finances of Matagorda County, Texas (the "County"). Consequently, management assumes full responsibility for the completeness and reliability of all the information presented in this report. To provide a reasonable basis for making these representations, the County has established a comprehensive internal control framework that is designed both to protect the government's assets from loss, theft, or misuse and to compile sufficient reliable information for the preparation of Matagorda County's financial statements in conformity with GAAP. The County's comprehensive framework of internal controls has been designed to provide reasonable rather than absolute assurance that the financial statements will be free from material misstatement because the cost of internal controls should not outweigh their benefits. We assert that, to the best of our knowledge and belief, this financial report is complete and reliable in all material respects.

Matagorda County's financial statements have been audited by Kennemer, Masters & Lunsford, LLC certified public accountants. The goal of the independent audit was to provide reasonable assurance that the financial statements of the County for the year ended December 31, 2018, are free of material misstatement. The independent audit involves examining, on a test basis, evidence supporting the amounts and disclosures in the financial statements; assessing the accounting principles used and significant estimates made by management; and evaluating the overall financial statement presentation. The independent auditor concluded, based upon the audit, that there was a reasonable basis for rendering an unmodified opinion that the County's financial statements for the fiscal year ended December 31, 2018, are presented in conformity with GAAP. The independent auditor's report is presented as the first item in the financial section of this report.

The independent audit of the financial statements of Matagorda County was part of the broader, federally mandated "Single Audit" designed to meet the special needs of federal grantor agencies. The standards governing Single Audit engagements require the independent auditors to report not only on the fair presentation of the financial statements, but also on the audited government's internal controls and legal requirements involving the administration of federal awards. These reports are included in the Federal Awards Section of this report.

Generally accepted accounting principles require that management provide a narrative introduction, overview, and analysis to accompany the basic financial statements in the form of Management's Discussion and Analysis (MD&A). This letter of transmittal is designed to complement the MD&A and should be read in conjunction with it. Matagorda County's MD&A can be found immediately following the independent auditor's report. The financial section also includes government-wide financial statements, fund financial statements, notes, required supplementary information and the combining and individual fund financial statements and schedules. The statistical section of the report includes selected financial and demographic information, which is generally presented on a multi-year basis.

PROFILE OF MATAGORDA COUNTY

The County of Matagorda, created in 1836 is rich in history and tradition. The County is located between Galveston and Corpus Christi along the Gulf Coast and enjoys a diversity of geography from its wide expanse of prairies to the many creeks, rivers, lakes, bays and Gulf of Mexico. Matagorda County occupies an area of 1,115 square miles and serves an estimated population of 36,702. The County is a political subdivision of the State of Texas. Neighboring counties are Brazoria, Wharton and Jackson.

The County operates as specified under the Constitution of the State of Texas and Vernon's Texas Code Annotated, which provide for a Commissioners Court consisting of the County Judge and four County Commissioners, one from each of four geographical precincts. The Commissioners Court is the governing body of the County. The County Judge is elected at large to serve a four-year term and the Commissioners serve four-year staggered terms, two members elected every two years.

The Commissioners Court has certain powers granted to it by the state legislature. Its duties include adoption of the budget, setting of the tax rates, approval of contracts, appointment of certain county officials and the development of policies and orders. The Commissioners Court shares the financial controls of the County with the County Auditor who is appointed according to Texas State statutes for two-year terms by the District Judges. The County Auditor holds the basic responsibilities for establishing accounting policies and procedures, maintaining the records of all financial transactions of the County, and "examining and approving" disbursements from county funds prior to their submission to the Commissioners Court for payment.

Matagorda County provides many services not ordinarily provided by any other entity of government and provides additional services in cooperation with other local governmental units. These include volunteer fire departments, libraries and the museum. A primary service is the administration of justice, which includes the county and district courts, justices of the peace, constables, district attorney, clerks of the courts, sheriff, jail, and bailiffs. Other functions performed by the County include juvenile services, maintaining public health and welfare and the construction and maintenance of roads and bridges.

BUDGET

The annual budget serves as the foundation for the County's planning and control. Budgetary control is maintained at the subtotal level of the County budget for the following categories: Personnel, Operating Costs, Capital Outlay and Debt. Expenditures for current operating funds may not exceed available cash balances in such funds at January 1, plus the estimate of revenues for the ensuing year. At any time during the year, Commissioners Court may increase the budget for unexpected revenues, expenditures, or actual beginning fund balances in excess of budgeted estimates, if Commissioners Court declares the existence of an emergency necessitating the increase. All annual budget appropriations lapse at year-end with the exception of the commissioner's budgets. Prior to year-end, the commissioners commit a portion of unrestricted General Fund balance for the unspent portion of their precinct budgets. The County also maintains an encumbrance accounting system for the general fund as one method of maintaining budgetary control. Budget to actual comparisons are provided in this report for each individual government fund for which an appropriated annual budget has been adopted.

LONG TERM FINANCIAL PLANNING

The long-term financial plans of the county consist of continued infrastructure improvement for roads and bridges and efforts to explore avenues for enhanced economic growth. The Commissioners Court adopted an updated tax abatement policy to aid in negotiations with potential industrial clients and to continue to attract growth for Matagorda County.

Additional appropriations for courthouse maintenance and repairs were approved to preserve our capital assets to ensure they reach their potential life expectancy.

LOCAL ECONOMY

An understanding of the financial condition of Matagorda County is enhanced through a perspective of the environment in which the County operates. Matagorda County's primary economic bases include utilities, petrochemical processing, transmission, agriculture, commercial fishing and tourism. Matagorda County has outstanding opportunities for industry growth because of its location and proximity to the Gulf of Mexico, the Colorado River and the Gulf Intercoastal Canal waterway as well as rail accessibility.

For several years, Matagorda County has partnered with the South Texas Project Nuclear Operating Company (STP) in providing Emergency Preparedness Training and Operations Drills for the safety of its citizens. This contract is not only financially favorable to the County, but has also provided invaluable emergency preparedness skills and a network of cooperation between the County leaders and departments and its industry neighbors. Through a joint partnership with the South Texas Project and Wharton County Junior College, the South Texas Center for Energy Development continues to serve as a career center for staffing at STP and also offers classes focusing on process-technology and power-technology programs to train students for work at chemical, industrial and nuclear plants.

Matagorda Regional Medical Center (MRMC) serves the community at its 117,000 square-foot facility located on 45 acres of land on Texas 35 west. This two-story acute care hospital has 58 patient rooms, offers expanded services, and attractive and comfortable patient and visitor areas. A 40,000 square foot medical office building on the MRMC campus provides a two-story Diagnostic Center for outpatient testing as well as physician clinic space.

The economic outlook for Matagorda County remains positive for the future. Tenaris, a seamless steel pipe manufacturing plant is located in the County with an approximate value of \$ 1.8 billion. Tenaris created approximately 343 jobs within the county, and continues to be operational. Oxea, a global chemical company, completed construction and has successfully started up its new 100,000 mt per annum world-scale production unit. Peyton Creek Windfarm has started construction on a 151 MW project expected to be operational before the end of 2019. Environmental Fluids also started construction on their \$ 5 to \$ 30 million capital investment project. This project will create over 100 jobs at peak employment. Several industrial projects have shown interest in the County by communicating to the Commissioner's Court through the Matagorda County Economic Development. In response to economic growth, several new hotels became operational. The County hopes that with these additions more business opportunities will follow. Tourism continues to grow as Matagorda's coastline is developed and discovered by those who enjoy fishing, beach and river activities or just relaxing.

FINANCIAL POLICIES

The County has adopted an investment policy as required by state law and in conformity with state investment statutes. The investment policy as adopted by the County employs the prudent person concept in that priorities were established as to the investment vehicles the County would use. Compliance with the laws of the State of Texas and Safety were established as first priorities, followed by liquidity, low risk and diversification with an active versus passive management philosophy maintaining high professional and ethical standards.

The County Treasurer is responsible for administering all of the investment of idle funds in the County. For the last several years, the County's depository has provided better interest rates than comparable liquid investments. During the fiscal year, the County earned approximately \$ 0.26 million interest on the funds invested.

In 2011, the County established a Fund Balance Policy in accordance with Governmental Accounting Standards Board Statement 54, adopting new classifications of fund balance, the method for committing fund balance and setting the order in which resources will be expended.

The County is responsible for establishing its tax rate. For the fiscal year ended December 31, 2018, the tax rate to finance general governmental services was \$ 0.41507 per \$ 100 valuation and the tax rate for the payment of principal and interest on long-term debt was \$ 0.00391 per \$ 100 of valuation.

In addition, the County also has the following financial policies:

- The Commissioners Court of the County shall formally adopt the annual budget prepared by the Budget Officer, members of the Commissioners Court and the County Auditor.
- Expenditures are controlled not to exceed available resources. All elected officials and department heads are required to keep expenditures within allocated budgets.
- Balanced financial operations will be maintained. Adequate internal accounting controls are developed and maintained to safeguard assets and provide reasonable assurance of proper recording of financial transactions.
- The County continues its effort on the replacement and upgrade of software when needed and it has provided funding when possible.
- Delivery of service to the constituents.
- Restrain the debt issuance to keep the tax rate low.

AWARDS AND ACKNOWLEDGMENTS

The Government Finance Officers Association of the United States and Canada (GFOA) awarded a Certificate of Achievement for Excellence in Financial Reporting to Matagorda County for its comprehensive annual financial report for the fiscal year ended December 31, 2017. In order to be awarded a Certificate of Achievement, a government unit must publish an easily readable and efficiently organized comprehensive annual financial report. This report must satisfy both generally accepted accounting principles and applicable legal requirements.

A Certificate of Achievement is valid for a period of one year only. The County has received a Certificate of Achievement for the last 15 consecutive years. We believe that our current comprehensive annual financial report continues to meet the Certificate of Achievement Program's requirements and we are submitting it to the GFOA to determine its eligibility for another certificate.

I would like to express my appreciation to members of the Commissioners Court and to the District Judges for their interest and support in planning and conducting the financial operations of the County in a responsible and professional manner. The timely completion of this report could not have been achieved without the dedicated efforts of the entire staff of the Office of County Auditor and the professional services provided by our independent Auditor, Kennemer, Masters & Lunsford, LLC.

Respectfully submitted,



Kristen Kubecka, County Auditor
Matagorda County, Texas
June 26, 2019



Government Finance Officers Association

**Certificate of
Achievement
for Excellence
in Financial
Reporting**

Presented to

**Matagorda County
Texas**

For its Comprehensive Annual
Financial Report
for the Fiscal Year Ended

December 31, 2017

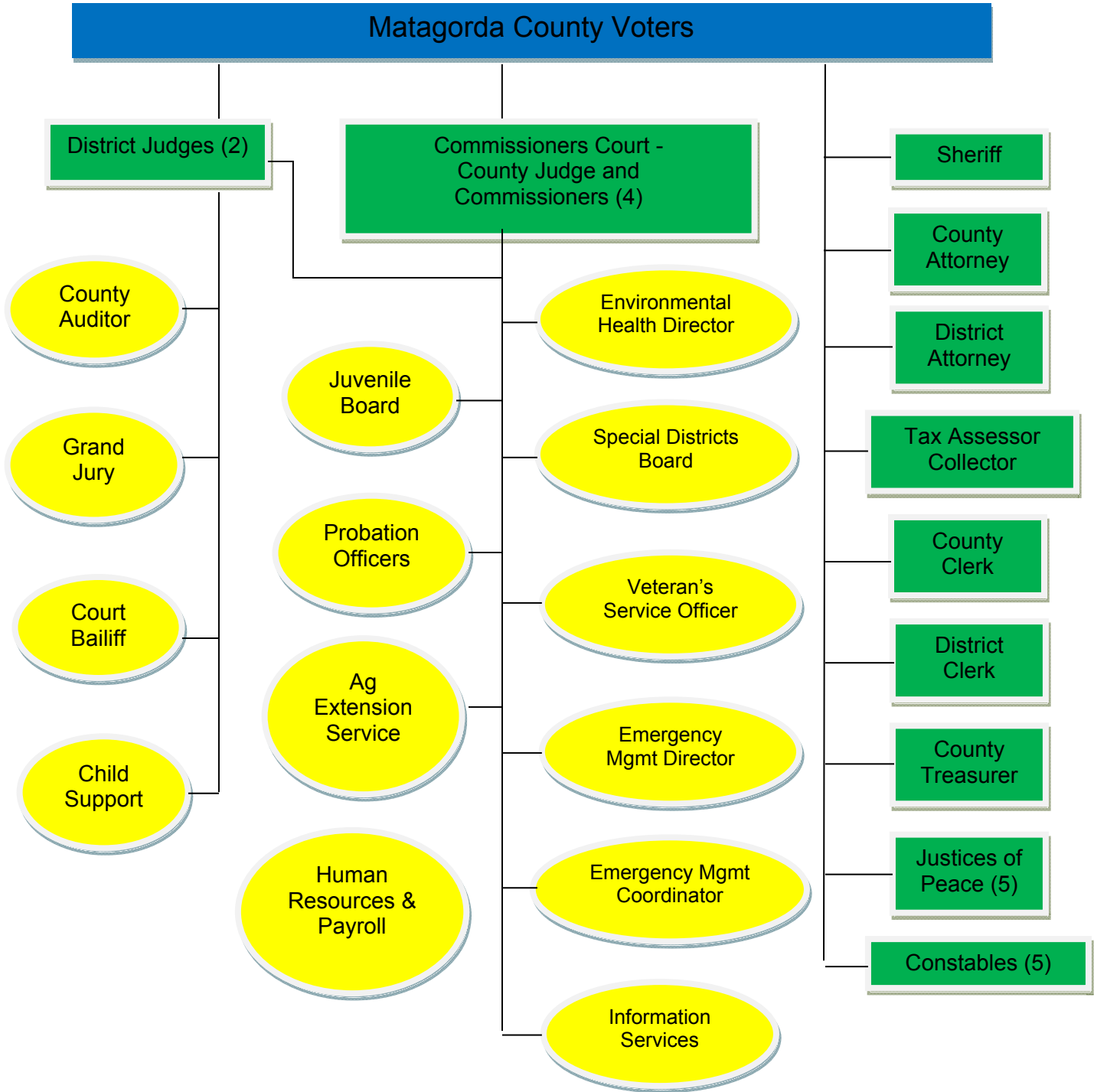
Christopher P. Morrill

Executive Director/CEO

MATAGORDA COUNTY Organization Chart

Elected Officials

Appointed Officials



MATAGORDA COUNTY, TEXAS

**ELECTED AND APPOINTED OFFICIALS
DECEMBER 31, 2018**

ELECTED OFFICIALS

Judge, 23rd Judicial District
Judge, 130th Judicial District
County Judge
Commissioner, Precinct #1
Commissioner, Precinct #2
Commissioner, Precinct #3
Commissioner, Precinct #4
County Sheriff
County Attorney
District Attorney
County Tax Collector
County Clerk
District Clerk
County Treasurer
Justice of the Peace, Precinct #1
Justice of the Peace, Precinct #2
Justice of the Peace, Precinct #3
Justice of the Peace, Precinct #4
Justice of the Peace, Precinct #6
Constable, Precinct #1
Constable, Precinct #2
Constable, Precinct #3
Constable, Precinct #4
Constable, Precinct #6

Ben Hardin
Craig Estlinbaum
Nate McDonald
Gary Graham
Kent Pollard
James Gibson
Charles Frick
Frank Osborne
Denise Fortenberry
Steven Reis
Cristyn Hallmark
Stephanie Wurtz
Janice Hawthorne
Loretta Griffin
Jason Sanders
Ronald LeBlanc
Amy Tapia
Mark Finlay
James Powell
Precious Smith
Frank Craft
Jesse Alvarez
Pete Medina
Bill Orton

APPOINTED OFFICIALS

County Auditor
Court Baliff
Child Support
Ag Extension Agent
Environmental Health Director
Veterans Service Office
Emergency Management Director
Emergency Management Coordinator
Information Services
Human Resources & Payroll Director

Kristen Kubecka
Bill Orton
Marlene Wells
Aaron Sumrall
Lisa Krobot
David Libby
Nate McDonald
Amanda Campos
Chris Peikert
Carmen Andrews



FINANCIAL SECTION



Kennemer, Masters & Lunsford

CERTIFIED PUBLIC ACCOUNTANTS

Limited Liability Company

Lake Jackson Office:
8 West Way Court
Lake Jackson, Texas 77566
979-297-4075

Angleton Office:
2801 N. Velasco Suite C
Angleton, Texas 77515
979-849-8297

El Campo Office:
201 W. Webb
El Campo, Texas 77437
979-543-6836

Independent Auditor's Report

The Honorable County Judge,
and Members of Commissioners
Court of Matagorda County, Texas

Report on the Financial Statements

We have audited the accompanying financial statements of the governmental activities, each major fund, and the aggregate remaining fund information of Matagorda County, Texas (the "County"), as of and for the year ended December 31, 2018, and the related notes to the financial statements, which collectively comprise the County's basic financial statements as listed in the table of contents.

Management's Responsibility for the Financial Statements

Management is responsible for the preparation and fair presentation of these financial statements in accordance with accounting principles generally accepted in the United States of America; this includes the design, implementation, and maintenance of internal control relevant to the preparation and fair presentation of financial statements that are free from material misstatement, whether due to fraud or error.

Auditor's Responsibility

Our responsibility is to express opinions on these financial statements based on our audit. We conducted our audit in accordance with auditing standards generally accepted in the United States of America and the standards applicable to financial audits contained in *Government Auditing Standards*, issued by the Comptroller General of the United States. Those standards require that we plan and perform the audit to obtain reasonable assurance about whether the financial statements are free from material misstatement.

An audit involves performing procedures to obtain audit evidence about the amounts and disclosures in the financial statements. The procedures selected depend on the auditor's judgment, including the assessment of the risks of material misstatement of the financial statements, whether due to fraud or error. In making those risk assessments, the auditor considers internal control relevant to the entity's preparation and fair presentation of the financial statements in order to design audit procedures that are appropriate in the circumstances, but not for the purpose of expressing an opinion on the effectiveness of the entity's internal control. Accordingly, we express no such opinion. An audit also includes evaluating the appropriateness of accounting policies used and the reasonableness of significant accounting estimates made by management, as well as evaluating the overall presentation of the financial statements.

We believe that the audit evidence we have obtained is sufficient and appropriate to provide a basis for our audit opinions.

www.kmandl.com – Email: kmkw@kmandl.com

Members: American Institute of Certified Public Accountants, Texas Society of Certified Public Accountants,
Partnering for CPA Practice Success

The Honorable County Judge,
and Members of Commissioners
Court of Matagorda County, Texas

Opinions

In our opinion, the financial statements referred to above present fairly, in all material respects, the respective financial position of the governmental activities, each major fund, and the aggregate remaining fund information of the County, as of December 31, 2018, and the respective changes in financial position, and, where applicable, cash flows thereof for the year then ended in accordance with accounting principles generally accepted in the United States of America.

Emphasis of Matter

As described in Note 2 to the financial statements, in the year ended December 31, 2018, the County adopted new accounting guidance, GASB Statement 75, *Accounting and Financial Reporting for Postemployment Benefits Other Than Pensions (OPEB)*. Our opinion was not modified with respect to this matter.

Other Matters

Required Supplementary Information

Accounting principles generally accepted in the United States of America require that the management's discussion and analysis, budgetary comparison information, required pension schedules, and required OPEB schedules on pages 4 through 15 and 64 through 68 be presented to supplement the basic financial statements. Such information, although not a part of the basic financial statements, is required by the Governmental Accounting Standards Board, who considers it to be an essential part of financial reporting for placing the basic financial statements in an appropriate operational, economic, or historical context. We have applied certain limited procedures to the required supplementary information in accordance with auditing standards generally accepted in the United States of America, which consisted of inquiries of management about the methods of preparing the information and comparing the information for consistency with management's responses to our inquiries, the basic financial statements, and other knowledge we obtained during our audit of the basic financial statements. We do not express an opinion or provide any assurance on the information because the limited procedures do not provide us with sufficient evidence to express an opinion or provide any assurance.

Other Information

Our audit was conducted for the purpose of forming opinions on the financial statements that collectively comprise the County's basic financial statements. The introductory section, combining and individual nonmajor fund financial statements, and statistical section, are presented for purposes of additional analysis and are not a required part of the basic financial statements. The schedule of expenditures of federal awards is presented for purposes of additional analysis as required by Title 2 U.S. *Code of Federal Regulations* Part 200, *Uniform Administrative Requirements, Cost Principles, and Audit Requirements for Federal Awards*, and is also not a required part of the basic financial statements.

The Honorable County Judge,
and Members of Commissioners
Court of Matagorda County, Texas

The combining and individual nonmajor fund financial statements and the schedule of expenditures of federal awards are the responsibility of management and were derived from and relate directly to the underlying accounting and other records used to prepare the basic financial statements. Such information has been subjected to the auditing procedures applied in the audit of the basic financial statements and certain additional procedures, including comparing and reconciling such information directly to the underlying accounting and other records used to prepare the basic financial statements or to the basic financial statements themselves, and other additional procedures in accordance with auditing standards generally accepted in the United States of America. In our opinion, the combining and individual nonmajor fund financial statements and the schedule of expenditures of federal awards are fairly stated in all material respects in relation to the basic financial statements as a whole.

The introductory and statistical sections have not been subjected to the auditing procedures applied in the audit of the basic financial statements and, accordingly, we do not express an opinion or provide any assurance on them.

Other Reporting Required by *Government Auditing Standards*

In accordance with *Government Auditing Standards*, we have also issued our report dated June 26, 2019, on our consideration of the County's internal control over financial reporting and on our tests of its compliance with certain provisions of laws, regulations, contracts, and grant agreements and other matters. The purpose of that report is solely to describe the scope of our testing of internal control over financial reporting and compliance and the results of that testing, and not to provide an opinion on the effectiveness of the County's internal control over financial reporting or on compliance. That report is an integral part of an audit performed in accordance with *Government Auditing Standards* in considering the County's internal control over financial reporting and compliance.

Kennemer, Masters & Hunzford, LLC

Lake Jackson, Texas
June 26, 2019

MATAGORDA COUNTY, TEXAS

*Management's Discussion and Analysis
For the Year Ended December 31, 2018*

As management of Matagorda County, Texas (the "County"), we offer readers of the County's financial statements this narrative overview and analysis of the financial activities of the County for the fiscal year ended December 31, 2018. We encourage readers to consider the information presented here in conjunction with additional information that we have furnished in our letter of transmittal, which can be found on pages i - iv of this report.

Financial Highlights

- The assets and deferred outflows of resources of the County exceeded its liabilities and deferred inflows of resources at the close of the most recent fiscal year for governmental activities by \$ 15,847,757 (net position). Of this amount, unrestricted net position is a deficit of \$ 6,217,689.
- The County's total net position increased for governmental activities by \$ 2,059,436.
- As of the close of the current fiscal year, the County's governmental funds reported combined ending fund balances of \$ 18,003,336. 75.17% of this amount, \$ 13,533,408 (unassigned fund balance), were available for use within the County's fund designations. Of the governmental funds amount, \$ 2,088,975 has been restricted for specific uses.
- At the end of the current fiscal year, unassigned fund balance for the general fund was \$ 14,058,826 or 57.62% of the total general fund expenditures.

Overview of the Financial Statements

This discussion and analysis is intended to serve as an introduction to the County's basic financial statements. The County's basic financial statements are comprised of three components: 1) government-wide financial statements, 2) fund financial statements, and 3) notes to the financial statements. This report also contains other supplementary information in addition to the basic financial statements themselves.

Government-wide financial statements. The *government-wide financial statements* are designed to provide readers with a broad overview of the County's finances, in a manner similar to a private-sector business.

The *statement of net position* presents information on all of the County's assets, deferred outflows of resources, liabilities, and deferred inflows of resources with the difference between the four reported as net position. Over time, increases or decreases in net position may serve as a useful indicator of whether the financial position of the County is improving or deteriorating.

The *statement of activities* presents information showing how the County's net position changed during the fiscal year. All changes in net position are reported when the underlying event giving rise to the change occurs, regardless of the timing of related cash flows. Thus, revenues and expenses are reported in this statement for some items that will only result in cash flows in the future fiscal periods (e.g., uncollected taxes and earned but unused compensated absences).

MATAGORDA COUNTY, TEXAS

*Management's Discussion and Analysis
For the Year Ended December 31, 2018*

The government-wide financial statements distinguish functions of the County that are principally supported by taxes and intergovernmental revenues (*governmental activities*). The *governmental activities* of the County include general government, justice system, public safety, corrections and rehabilitation, health and human services, community and economic development, and infrastructure and environmental services. The County has no *business-type activities*.

The government-wide financial statements can be found on pages 18 and 19 of this report.

Fund Financial Statements. A *fund* is a grouping of related accounts that is used to maintain control over resources that have been segregated for specific activities or objectives. The County, like other state and local governments, uses fund accounting to ensure and demonstrate compliance with finance-related legal requirements. All of the funds of the County can be divided into three categories: governmental funds, proprietary funds, and fiduciary funds.

- **Governmental Funds.** *Governmental funds* are used to account for essentially the same functions reported as governmental activities in the government-wide financial statements. However, unlike the government-wide financial statements, governmental fund financial statements focus on current sources and uses of spendable resources, as well as on balances of spendable resources available at the end of the fiscal year. Such information may be useful in evaluating a government's near-term financing requirements.

Because the focus of governmental funds is narrower than that of the government-wide financial statements, it is useful to compare the information presented for governmental funds with similar information presented for governmental activities in the government-wide financial statements. By doing so, readers may better understand the long-term impact of the government's near-term financing decisions. Both the governmental funds balance sheet and the governmental fund statements of revenues, expenditures, and changes in fund balances, provides reconciliations to facilitate this comparison between governmental funds and governmental activities.

The County maintains eighteen (18) individual governmental funds. Information is presented separately in the governmental fund balance sheet and in the governmental fund statement of revenues, expenditures, and changes in fund balances for the General Fund which is considered to be a major fund. Data from the other seventeen (17) funds are combined into a single, aggregated presentation. Individual fund data for each of these non-major governmental funds is provided in the form of combining statements elsewhere in this report. The basic governmental funds financial statements can be found on pages 20 through 24 of this report.

- **Proprietary Funds.** The County maintains one category of *proprietary fund*, the *internal service fund*. The internal service fund is an accounting device used to accumulate and allocate costs of its self-funded health insurance program among various funds and functions. Proprietary funds provide the same type of information as the government-wide financial statements, only in more detail. The basic proprietary funds financial statements can be found on pages 25 through 27 of this report.

MATAGORDA COUNTY, TEXAS

*Management's Discussion and Analysis
For the Year Ended December 31, 2018*

Fiduciary Funds. *Fiduciary funds* are used to account for resources held for the benefit of parties outside the government. Fiduciary funds are *not* reflected in the government-wide financial statements because the resources of those funds are *not* available to support the County's operations. The County is the trustee, or *fiduciary*, for these funds and is responsible for ensuring that the assets reported in these funds are used for their intended purposes. All of the County's fiduciary activities are reported in a separate statement of fiduciary net position on page 28 and a statement of changes in assets and liabilities – agency funds that can be found on pages 104 through 105.

Notes to the Financial Statements. The notes provide additional information that is essential to a full understanding of the data provided in the government-wide and fund financial statements. The notes to the financial statements can be found on pages 29 through 61 of this report.

Other Information. In addition to the basic financial statements and accompanying notes, this report also presents certain required supplementary information that further explains and supports the information in the financial statements. Required supplementary information can be found on pages 64 through 68 of this report.

The combining statements referred to earlier in connection with non-major governmental funds are presented following the required supplementary information on pensions. Combining and individual statements and schedules can be found on pages 72 through 82 of this report.

Government-wide Financial Analysis

As noted earlier, net position may serve over time as a useful indicator of a government's financial position. In the case of the County, assets and deferred outflows of resources exceeded liabilities and deferred inflows of resources by \$ 15,847,757 as of December 31, 2018. This is an increase in net position of \$ 2,059,436 which is primarily due to a net decrease in expenses.

The largest portion of the County's net position of \$ 21,077,762 reflects its investments in capital assets (e.g., land; construction in progress, vehicles and equipment, buildings and improvements and infrastructure), less any debt used to acquire those assets that is still outstanding. The County uses capital assets to provide service to citizens and consequently these assets are not available for future spending. Although the County's investment in its capital assets is reported net of related debt, it should be noted that the resources needed to repay this debt must be provided from other sources, since the capital assets themselves cannot be used to liquidate these liabilities. Net investment in capital assets increased by \$ 187,936 due to an increase in capital projects for the current fiscal year.

An additional portion of the County's net position of \$ 987,684 represents resources that are subject to external restrictions on how they may be used. The remaining balance is a deficit of \$ 6,217,689, which represents unrestricted net position. This deficit is not an indication that the County does not have significant resources available to meet financial obligations next year, but rather the result of having long-term commitments, specifically the net pension liability and total OPEB liability, that are more than currently available resources.

MATAGORDA COUNTY, TEXAS
Management's Discussion and Analysis
For the Year Ended December 31, 2018

As of December 31, 2018, the County is able to report positive balances in all three categories of net position.

MATAGORDA COUNTY'S NET POSITION

	<u>Governmental Activities</u>		Net Change
	<u>2018</u>	<u>Restated 2017</u>	
ASSETS			
Current and other assets	\$ 43,264,594	\$ 40,293,907	\$ 2,970,687
Capital assets	<u>23,348,865</u>	<u>23,623,584</u>	<u>(274,719)</u>
Total assets	<u>66,613,459</u>	<u>63,917,491</u>	<u>2,695,968</u>
DEFERRED OUTFLOWS OF RESOURCES			
Deferred outflows of resources	<u>3,447,067</u>	<u>4,334,545</u>	<u>(887,478)</u>
Total deferred outflows of resources	<u>3,447,067</u>	<u>4,334,545</u>	<u>(887,478)</u>
LIABILITIES			
Current and other liabilities	2,204,845	2,127,740	77,105
Long-term liabilities	<u>29,985,287</u>	<u>32,339,020</u>	<u>(2,353,733)</u>
Total liabilities	<u>32,190,132</u>	<u>34,466,760</u>	<u>(2,276,628)</u>
DEFERRED INFLOWS OF RESOURCES			
Deferred inflows of resources	<u>22,022,637</u>	<u>19,996,955</u>	<u>2,025,682</u>
Total deferred inflows of resources	<u>22,022,637</u>	<u>19,996,955</u>	<u>2,025,682</u>
NET POSITION			
Net investment in capital assets	21,077,762	20,889,826	187,936
Restricted	987,684	999,683	(11,999)
Unrestricted	<u>(6,217,689)</u>	<u>(8,101,188)</u>	<u>1,883,499</u>
Total net position	<u>\$ 15,847,757</u>	<u>\$ 13,788,321</u>	<u>\$ 2,059,436</u>

MATAGORDA COUNTY, TEXAS*Management's Discussion and Analysis**For the Year Ended December 31, 2018*

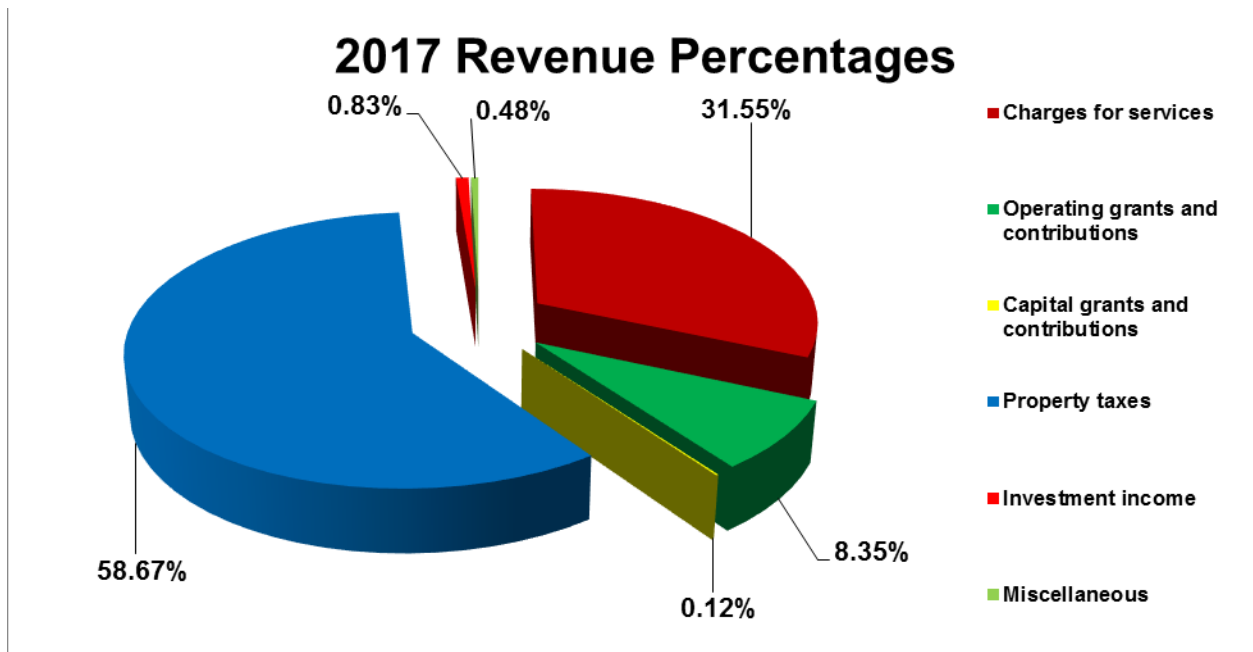
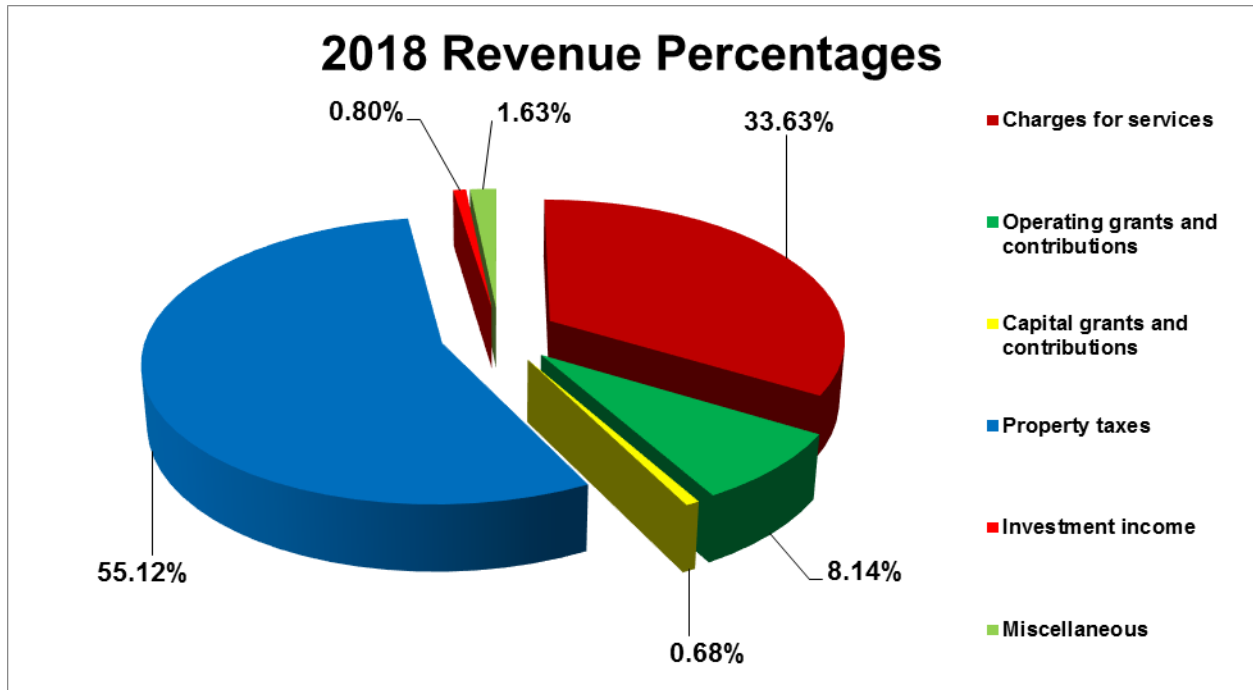
Analysis of the County's Operations. Governmental activities reported an increase in net position in the amount of \$ 2,059,436 due to decreased general government expenses. The following table provides a summary of the County's operations for the year ended December 31, 2018.

MATAGORDA COUNTY'S CHANGES IN NET POSITION

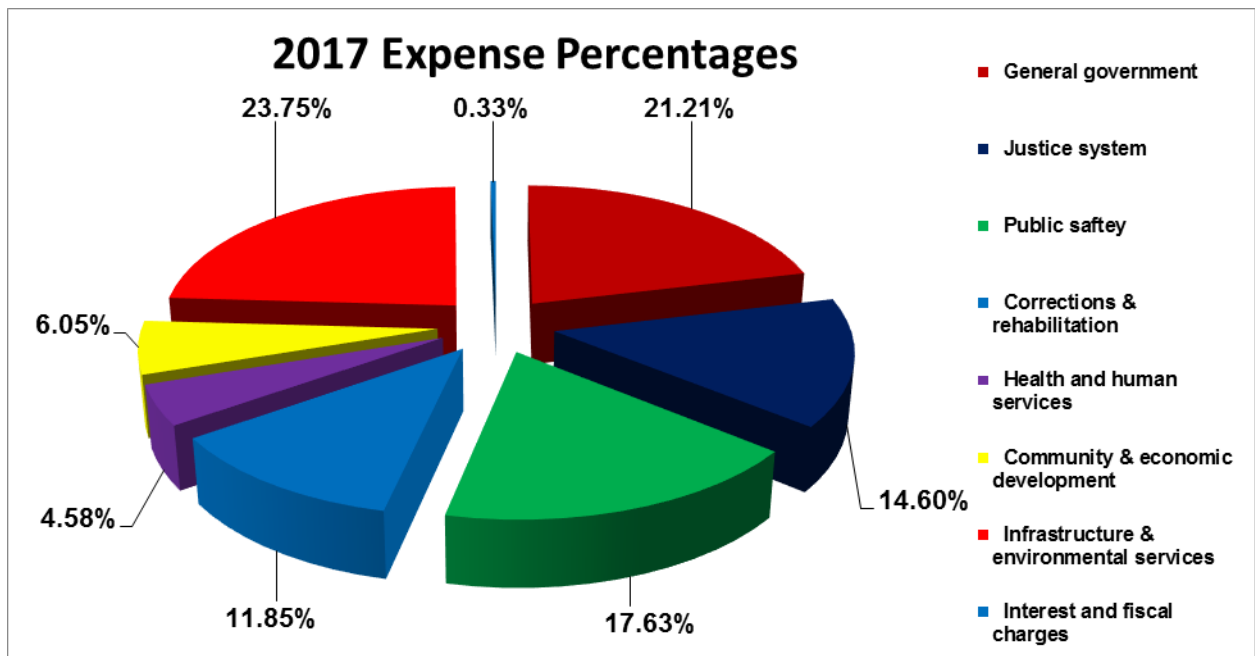
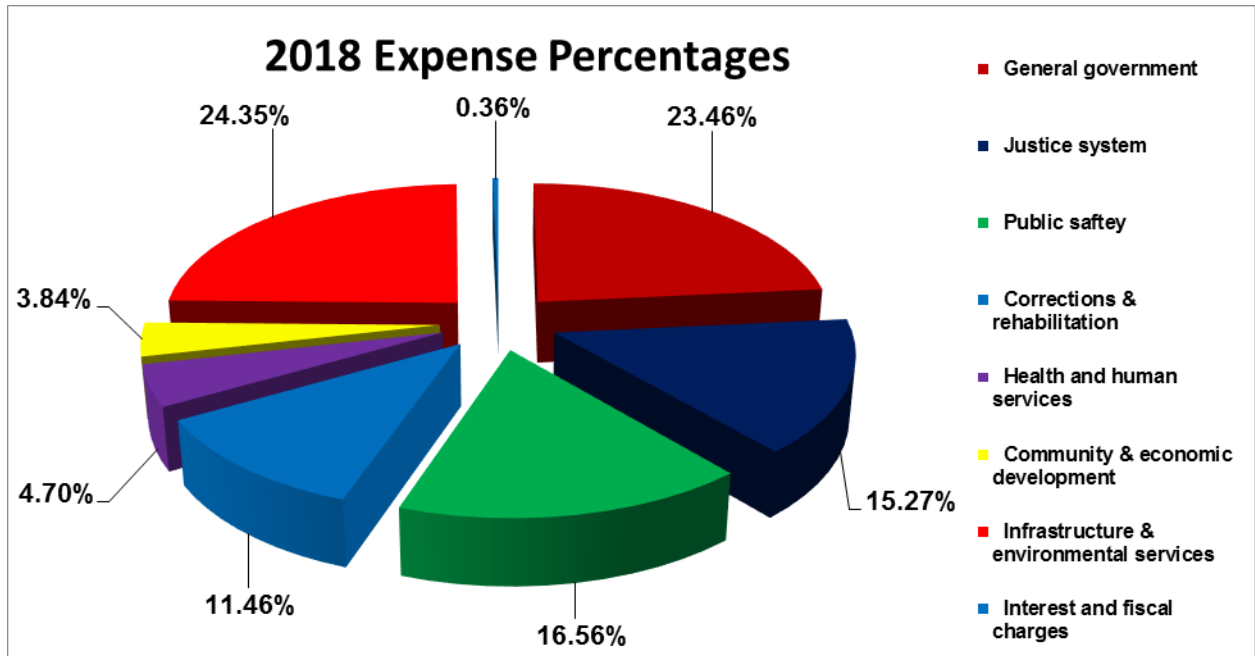
	<u>Governmental Activities</u>		<u>Net Change</u>
	<u>2018</u>	<u>2017</u>	
Revenues:			
Program Revenues:			
Charges for services	\$ 10,939,950	\$ 9,962,851	\$ 977,099
Operating grants and contributions	2,648,962	2,636,558	12,404
Capital grants and contributions	221,828	37,636	184,192
General Revenues:			
Property taxes	17,932,603	18,533,031	(600,428)
Investment income	259,431	262,237	(2,806)
Miscellaneous	<u>531,798</u>	<u>150,187</u>	<u>381,611</u>
Total revenues	<u>32,534,572</u>	<u>31,582,500</u>	<u>952,072</u>
Expenses:			
General government	7,149,969	6,821,388	328,581
Justice system	4,655,067	4,695,643	(40,576)
Public safety	5,045,927	5,670,232	(624,305)
Corrections & rehabilitation	3,492,005	3,811,044	(319,039)
Health and human services	1,431,115	1,474,631	(43,516)
Community & economic development	1,168,712	1,946,369	(777,657)
Infrastructure & environmental services	7,422,500	7,639,725	(217,225)
Interest and fiscal charges	<u>109,841</u>	<u>105,756</u>	<u>4,085</u>
Total expenses	<u>30,475,136</u>	<u>32,164,788</u>	<u>(1,689,652)</u>
Increase (decrease) in net position	2,059,436	(582,288)	2,641,724
Net position - January 1, (restated)	<u>13,788,321</u>	<u>24,744,773</u>	<u>(10,956,452)</u>
Net position - December 31,	<u>\$ 15,847,757</u>	<u>\$ 24,162,485</u>	<u>\$ (8,314,728)</u>

The year ending December 31, 2018 net position was restated in accordance with the implementation of GASB Statement No. 75. Due to the availability of the information related to the implementation of this standard, the fiscal year ending December 31, 2017 could not be restated.

MATAGORDA COUNTY, TEXAS
Management's Discussion and Analysis
For the Year Ended December 31, 2018



MATAGORDA COUNTY, TEXAS
Management's Discussion and Analysis
For the Year Ended December 31, 2018



MATAGORDA COUNTY, TEXAS

*Management's Discussion and Analysis
For the Year Ended December 31, 2018*

Financial Analysis of the County's Funds

As noted earlier, the County uses fund accounting to ensure and demonstrate compliance with finance-related legal requirements.

Governmental funds. The focus of the County's governmental funds is to provide information on near-term inflows, outflows, and balances of spendable resources. Such information is useful in assessing the County's financing requirements. In particular, unassigned fund balance may serve as a useful measure of a government's net resources available for spending at the end of the fiscal year.

As of the end of the current fiscal year, the County's governmental funds reported combined ending fund balances of \$ 18,003,336. The unassigned fund balance of \$ 13,533,408 constitutes 75.17% of ending fund balance. The fund balance is categorized as 1) nonspendable (\$ 893,161), 2) restricted (\$ 2,088,975), 3) committed (\$ 1,487,792), and 4) unassigned (\$ 13,533,408).

The General Fund is the chief operating fund of the County. Fund balance of the General Fund increased by \$ 3,492,987; and other (non-major) governmental funds increased by \$ 229,308. As a measure of the general fund's liquidity, it may be useful to compare both unassigned fund balance and total fund balance to total fund expenditures. Unassigned fund balance represents 57.62% of total general fund expenditures, and total fund balance represents 73.79% of that same amount.

The fund balance of Matagorda County's general fund increased by \$ 3,492,987 compared to a net increase of \$ 2,044,859 in the prior year due to better than expected collections of taxes.

General Fund Budgetary Highlights. The County budget is prepared by the County Judge's Office and presented to Commissioners Court for approval. The County operates within this budget for the fiscal year with expenditure amendments made as needed.

The Commissioners Court approved increases to budgeted operating revenue of \$ 991,229 and appropriations of \$ 2,761,743. Various grant awards were also allocated to revenue and expenditures during the year as necessary. Upon completion of the audit, the prior year committed funds were allocated to the four precincts current year budgets for an overall total of \$ 1,487,792.

Total General Fund revenue exceeded the budget by approximately 9.60% and total General Fund expenditures were under budget by approximately 9.47%.

MATAGORDA COUNTY, TEXAS
Management's Discussion and Analysis
For the Year Ended December 31, 2018

Capital Assets

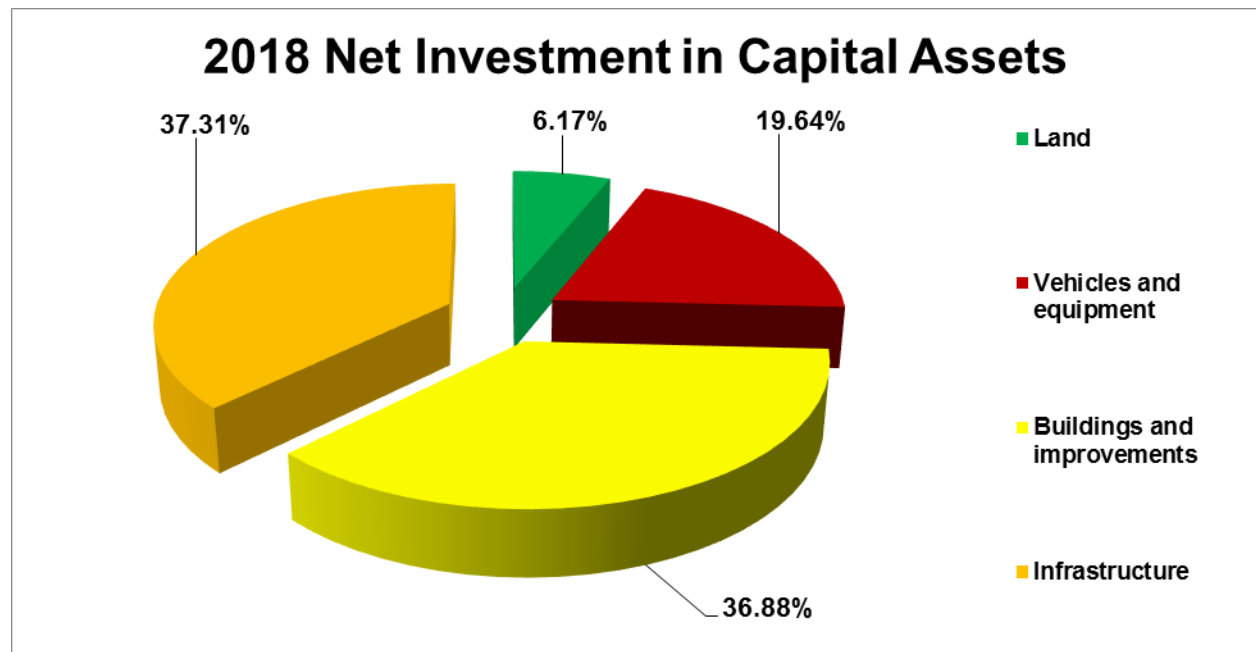
This investment in capital assets includes land; buildings and improvements; furniture, equipment and vehicles; infrastructure; and construction in progress.

Major capital asset events during the current fiscal year included the following:

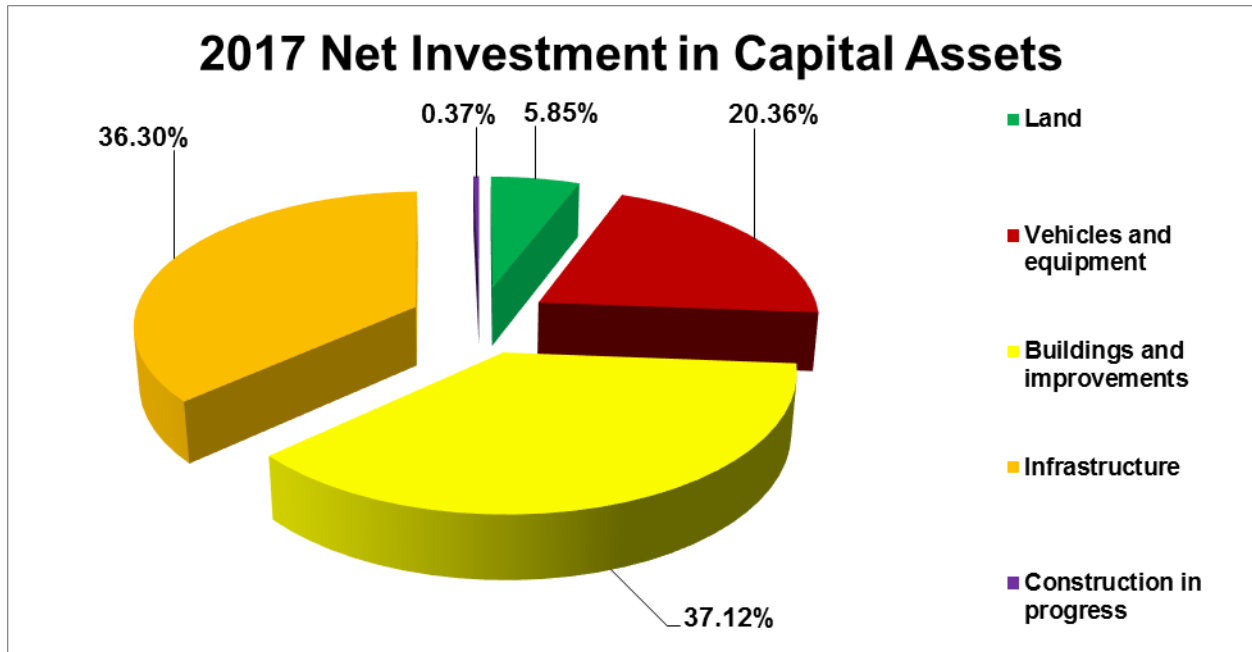
- Acquisition of land, new vehicles, and various road and bridge equipment.
- Road and bridge improvements are continuous.
- Large building renovations projects were placed in service during the current fiscal year.

MATAGORDA COUNTY'S CAPITAL ASSETS
Net of Accumulated Depreciation

	<u>Governmental Activities</u>		<u>Net Change</u>
	<u>2018</u>	<u>2017</u>	
Land	\$ 1,440,860	\$ 1,381,351	\$ 59,509
Construction in progress		87,613	(87,613)
Vehicles and equipment	4,586,010	4,809,380	(223,370)
Buildings and improvements	8,609,912	8,768,521	(158,609)
Infrastructure	<u>8,712,083</u>	<u>8,576,719</u>	<u>135,364</u>
Total	<u>\$ 23,348,865</u>	<u>\$ 23,623,584</u>	<u>\$ (274,719)</u>



MATAGORDA COUNTY, TEXAS
Management's Discussion and Analysis
For the Year Ended December 31, 2018



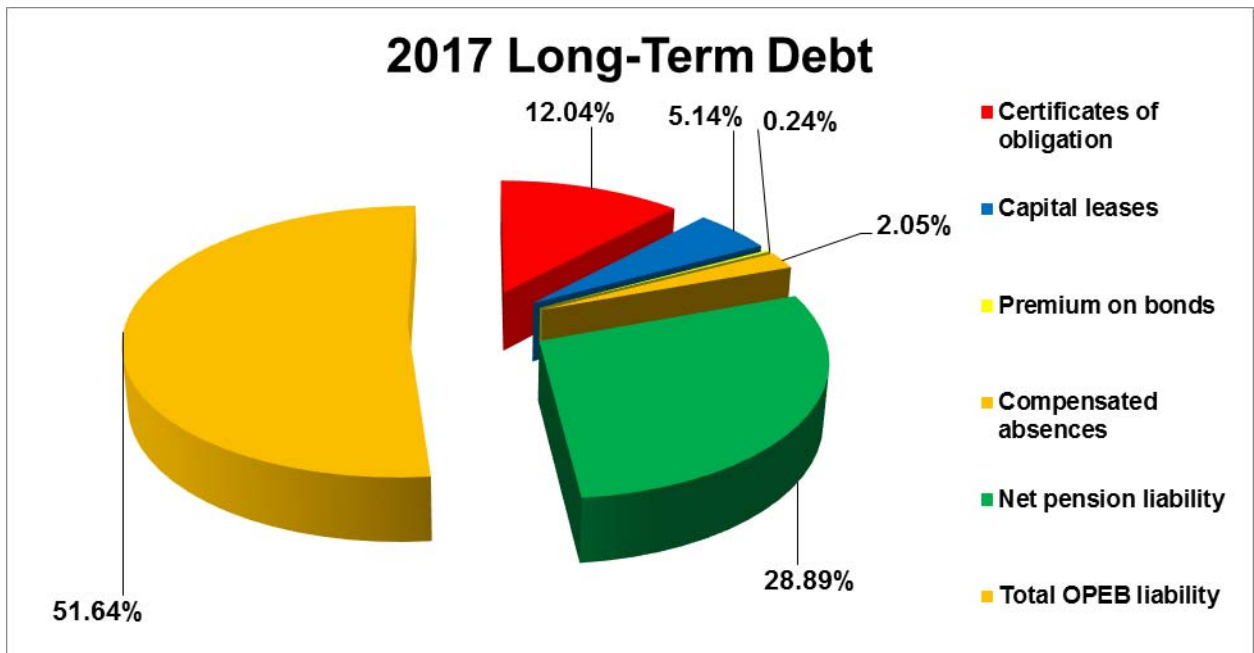
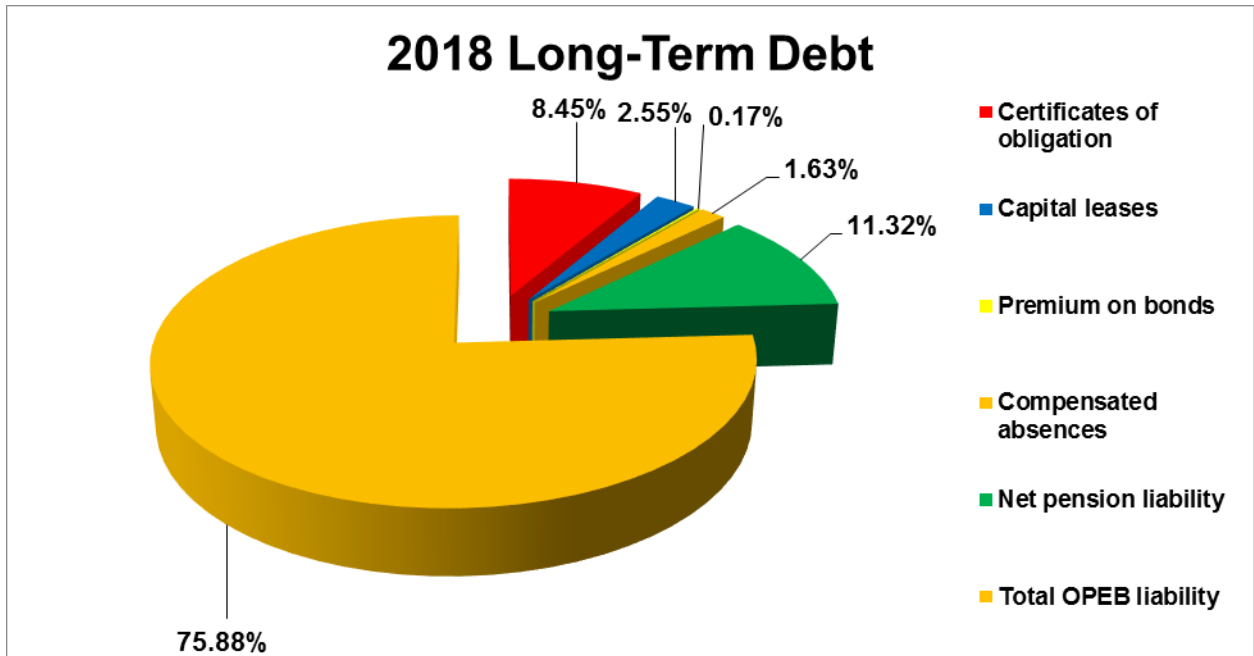
Additional information on the County's capital assets can be found in Note 6 on pages 47 through 48 of this report.

DEBT ADMINISTRATION

At the end of the current fiscal year, the County had a total bonded and capital lease debt of \$ 3,299,784, which, comprises bonded and debt backed by the full faith and credit of the County agreement. The bonds and capital leases will be retired with revenues from property taxes.

MATAGORDA COUNTY'S LONG-TERM DEBT
Bonds, Capital Leases, Components of Debt and Compensated Absences

	Governmental Activities		Net Change
	2018	2017	
Certificate of obligation bonds	\$ 2,535,000	\$ 2,645,000	\$ (110,000)
Capital leases	764,784	1,129,820	(365,036)
Premium on bonds	50,072	53,129	(3,057)
Compensated absences	489,312	450,170	39,142
Net pension liability	3,393,700	6,344,912	(2,951,212)
Total OPEB liability	<u>22,752,419</u>	<u>21,715,989</u>	<u>1,036,430</u>
Total	<u>\$ 29,985,287</u>	<u>\$ 32,339,020</u>	<u>\$ (2,353,733)</u>



MATAGORDA COUNTY, TEXAS

*Management's Discussion and Analysis
For the Year Ended December 31, 2018*

During the fiscal year, the County's total debt decreased by \$ 2,353,733 or 7.28%. The net decrease was due primarily to the decreased valuation on the net pension liability.

All of the outstanding Bonds of the County payable from its limited taxes are insured and are, therefore, rated "AA-" by Standard & Poor's ("S&P"). State statutes limit the amount of general obligation debt a government may issue to 25% of its total assessed valuation. The current limitation for the County significantly exceeds the outstanding general obligation debt.

Additional information on the County's long-term debt can be found in Note 8 on pages 49 through 51 of this report.

Economic Factors and Next Year's Budgets and Rates

The annual budget is developed to provide efficient, effective and controlled use of the County's resources. Through the budget the County Commissioners set the direction of the County, allocate its resources and establish its priorities. The 2019 budget was adopted August 20, 2018 with General Fund expenditures of \$ 25,053,762 and a revenue budget of \$ 25,053,762.

The Commissioners Court adopted a maintenance and operation tax rate of \$ 0.41341 per \$ 100 assessed valuation. The court also adopted an interest and sinking tax rate of \$ 0.00417.

The main factors affecting the 2019 budget were as follows:

- Maintaining a low tax rate is priority; therefore, the adopted rate is lower than the effective rate. Increased property values coupled with a ninety-eight and one-half percent collection rate funded essential County needs.
- An increase in budgeted revenue for the emergency response fee totaling \$ 304,354.
- An increase in budgeted payroll and benefits; 5 percent for employees including elected and appointed officials.

Request for Information

This financial report is designed to provide a general overview of the County's finances. Questions concerning any of the information provided in this report or requests for additional financial information should be addressed to the Office of the Matagorda County Auditor, 2200 7th Street, Room 208, Bay City, Texas, 77414, or call (979) 241-0120.



BASIC FINANCIAL STATEMENTS

MATAGORDA COUNTY, TEXAS
STATEMENT OF NET POSITION
December 31, 2018

Exhibit 1

	<u>Governmental Activities</u>
ASSETS	
Cash and temporary investments	\$ 12,186,528
Receivables (Net of Allowance for Uncollectibles):	
Taxes	13,964,467
Accounts	3,140,775
Due from other governments	2,262,067
Accrued interest	41,656
Inventories	133,560
Prepaid expenses	759,601
Investments	10,775,940
Capital Assets (Net of Accumulated Depreciation):	
Land	1,440,860
Vehicles and equipment	4,586,010
Buildings and improvements	8,609,912
Infrastructure	<u>8,712,083</u>
Total assets	<u>66,613,459</u>
DEFERRED OUTFLOWS OF RESOURCES	
Deferred outflows of resources	<u>3,447,067</u>
Total deferred outflows of resources	<u>3,447,067</u>
LIABILITIES	
Accounts and accrued liabilities payable	1,809,902
Accrued interest payable	31,809
Unearned revenue	363,134
Noncurrent Liabilities:	
Due within one year	983,886
Due in more than one year	2,855,282
Net pension liability	3,393,700
Total OPEB liability	<u>22,752,419</u>
Total liabilities	<u>32,190,132</u>
DEFERRED INFLOWS OF RESOURCES	
Deferred inflows of resources	<u>22,022,637</u>
Total deferred inflows of resources	<u>22,022,637</u>
NET POSITION	
Net Investment in Capital Assets	21,077,762
Restricted:	
Records management	506,392
Other	481,292
Unrestricted	<u>(6,217,689)</u>
Total net position	<u>\$ 15,847,757</u>

The notes to the financial statements are an integral part of this statement.

MATAGORDA COUNTY, TEXAS
STATEMENT OF ACTIVITIES
For the Year Ended December 31, 2018

Exhibit 2

Functions/Programs	Expenses	Program Revenues		Net (Expense) Revenue and Change In Net Position Governmental Activities
		Charges for Services	Operating Grants and Contributions	
Governmental Activities:				
General government	\$ 7,149,969	\$ 2,118,407	\$ 488,274	\$ (4,543,288)
Justice system	4,655,067	2,454,436	1,364,055	(836,576)
Public safety	5,045,927	3,447,637	365,598	(1,010,864)
Corrections and rehabilitation	3,492,005	844,217	48,808	(2,598,980)
Health and human services	1,431,115	123,678		(1,307,437)
Community and economic development	1,168,712	318,288	239,549	(610,875)
Infrastructure and environmental services	7,422,500	1,633,287	142,678	(5,646,535)
Interest and fiscal charges	<u>109,841</u>			(109,841)
Total governmental activities	<u>30,475,136</u>	<u>10,939,950</u>	<u>2,648,962</u>	(16,664,396)
General Revenue:				
Property taxes				17,932,603
Investment income				259,431
Miscellaneous				<u>531,798</u>
Total general revenues				<u>18,723,832</u>
Change in net position				2,059,436
Net position – beginning				24,162,485
Prior period adjustment required by GASB 75				(10,374,164)
Net position – beginning, as restated				<u>13,788,321</u>
Net position – ending				<u>\$ 15,847,757</u>

The notes to the financial statements are an integral part of this statement.

MATAGORDA COUNTY, TEXAS
BALANCE SHEET - GOVERNMENTAL FUNDS
December 31, 2018

Exhibit 3

	General Fund	Other Governmental Funds	Total Governmental Funds
	<u> </u>	<u> </u>	<u> </u>
Assets and Deferred Outflows of Resources			
Assets:			
Cash and temporary investments	\$ 8,788,840	\$ 2,415,554	\$ 11,204,394
Receivables (Net of Allowance for Uncollectibles):			
Taxes	13,823,618	140,849	13,964,467
Accounts	120,619	1,080	121,699
Due from other governments	2,240,197	21,870	2,262,067
Accrued interest	41,656		41,656
Due from other funds	531,069	875	531,944
Inventories	133,560		133,560
Prepaid expenditures	759,601		759,601
Investments	<u>10,775,940</u>		<u>10,775,940</u>
Total assets	<u>37,215,100</u>	<u>2,580,228</u>	<u>39,795,328</u>
Deferred Outflows of Resources:			
Deferred outflows of resources			-0-
Total deferred outflows of resources	<u>-0-</u>	<u>-0-</u>	<u>-0-</u>
Total assets and deferred outflows of resources	<u>\$ 37,215,100</u>	<u>\$ 2,580,228</u>	<u>\$ 39,795,328</u>
Liabilities, Deferred Inflows of Resources and Fund Balances			
Liabilities:			
Accounts and accrued liabilities payable	\$ 1,379,863	\$ 197,276	\$ 1,577,139
Due to other funds	875	531,069	531,944
Unearned revenue	<u>62,511</u>	<u>91,512</u>	<u>154,023</u>
Total liabilities	<u>1,443,249</u>	<u>819,857</u>	<u>2,263,106</u>
Deferred Inflows of Resources:			
Deferred inflows of resources	<u>19,332,072</u>	<u>196,814</u>	<u>19,528,886</u>
Total deferred inflows of resources	<u>19,332,072</u>	<u>196,814</u>	<u>19,528,886</u>
Fund Balances:			
Nonspendable	893,161		893,161
Restricted		2,088,975	2,088,975
Committed	1,487,792		1,487,792
Unassigned	<u>14,058,826</u>	<u>(525,418)</u>	<u>13,533,408</u>
Total fund balances	<u>16,439,779</u>	<u>1,563,557</u>	<u>18,003,336</u>
Total liabilities, deferred inflows of resources and fund balances	<u>\$ 37,215,100</u>	<u>\$ 2,580,228</u>	<u>\$ 39,795,328</u>

The notes to the financial statements are an integral part of this statement.

MATAGORDA COUNTY, TEXAS**RECONCILIATION OF THE GOVERNMENTAL FUNDS BALANCE SHEET
TO THE GOVERNMENTAL ACTIVITIES STATEMENT OF NET POSITION
December 31, 2018**

Exhibit 3R

Total fund balances - governmental funds balance sheet (Exhibit 3)	\$ 18,003,336
Amounts reported for <i>governmental activities</i> in the statement of net position (Exhibit 1) are different because:	
Capital assets used in governmental activities are not financial resources and therefore are not reported in the funds. Capital assets include \$ 78,072,047 in assets less \$ 54,723,182 in accumulated depreciation.	23,348,865
Judicial accounts receivables net of related allowance for uncollectible accounts are unavailable to pay for current period expenditures and availability of funds are uncertain as to availability are not recorded in the funds. Judicial receivables of \$ 13,501,084 net of allowance for uncollectible accounts of \$ 10,582,354 amounted to \$ 2,918,730.	2,918,730
Property taxes receivable unavailable to pay for current period expenditures are deferred inflows of resources in the funds. Deferred inflows of resources (property tax revenues) for the general fund, and the debt service fund amounted to \$ 740,911 and \$ 9,271 respectively.	750,182
Pension deferred outflows of resources of \$ 3,447,067 less deferred inflows of resources of \$ 3,243,933.	203,134
Payables for bond principal are not reported in the funds.	(2,535,000)
Payables for capital lease principal are not reported in the funds.	(764,784)
Payables for net pension liability are not reported in the funds.	(3,393,700)
Premium on the issuance of bonds provides current financial resources to governmental funds but the proceeds decrease long-term assets in the statement of net position. This amount is amortized over the life of the bonds. Net premium on the issuance of bonds were \$ 50,072 (premium on the sale of bonds of \$ 60,325 less amortization of \$ 10,253).	(50,072)
Payables for bonded debt and capital lease interest is not reported in the funds except for amounts received from the sale of bonds or issuance of capital leases after the issuance date. Total accrued interest payable of \$ 31,809.	(31,809)
Payables for total OPEB liability is not reported in the funds.	(22,752,419)
Payables for compensated absences are not reported in the funds.	(489,312)
Internal service funds are used by management to charge the cost of certain activities, such as health insurance, to individual funds. The assets and liabilities of the service funds are not reported separately from the fund statements. The internal service fund balance are not reported in the funds.	<u>640,606</u>
Net position of governmental activities - statement of net position (Exhibit 1)	<u>\$ 15,847,757</u>

The notes to the financial statements are an integral part of this statement.

MATAGORDA COUNTY, TEXAS**STATEMENT OF REVENUES, EXPENDITURES, AND CHANGES IN FUND BALANCES**

Exhibit 4

GOVERNMENTAL FUNDS

For the Year Ended December 31, 2018

	General Fund	Other Governmental Funds	Total Governmental Funds
REVENUES			
Taxes	\$ 19,654,986	\$ 196,015	\$ 19,851,001
Licenses and permits	772,907		772,907
Intergovernmental	1,539,362	904,203	2,443,565
Charges for services	4,515,569	314,506	4,830,075
Fines	491,568		491,568
Investment income	247,789	4,663	252,452
Miscellaneous	<u>635,117</u>	<u>129,087</u>	<u>764,204</u>
Total revenues	<u>27,857,298</u>	<u>1,548,474</u>	<u>29,405,772</u>
EXPENDITURES			
Current:			
General government	5,295,201	636,570	5,931,771
Justice system	3,480,619	386,945	3,867,564
Public safety	3,960,204	6,902	3,967,106
Corrections and rehabilitation	2,375,258	40,725	2,415,983
Health and human services	1,289,160		1,289,160
Community and economic development	1,017,848	17,950	1,035,798
Infrastructure and environmental services	4,811,496	2,400	4,813,896
Capital outlay	1,768,649	15,438	1,784,087
Debt Service:			
Principal	365,036	110,000	475,036
Interest and fiscal charges	<u>35,514</u>	<u>81,737</u>	<u>117,251</u>
Total expenditures	<u>24,398,985</u>	<u>1,298,667</u>	<u>25,697,652</u>
Excess of revenues over expenditures	<u>3,458,313</u>	<u>249,807</u>	<u>3,708,120</u>
OTHER FINANCING SOURCES (USES)			
Proceeds from sale of capital assets	14,175		14,175
Transfers in	27,499	7,000	34,499
Transfers out	<u>(7,000)</u>	<u>(27,499)</u>	<u>(34,499)</u>
Total other financing sources and (uses)	<u>34,674</u>	<u>(20,499)</u>	<u>14,175</u>
Net change in fund balances	3,492,987	229,308	3,722,295
Fund balances - beginning	<u>12,946,792</u>	<u>1,334,249</u>	<u>14,281,041</u>
Fund balances - ending	<u>\$ 16,439,779</u>	<u>\$ 1,563,557</u>	<u>\$ 18,003,336</u>

The notes to the financial statements are an integral part of this statement.

MATAGORDA COUNTY, TEXAS

**RECONCILIATION OF THE STATEMENT OF REVENUES, EXPENDITURES AND
CHANGES IN FUND BALANCES - GOVERNMENTAL FUNDS TO GOVERNMENTAL
ACTIVITIES STATEMENT OF ACTIVITIES**

For the Year Ended December 31, 2018

Exhibit 4R
Page 1

Net change in fund balances - total governmental funds (Exhibit 4) \$ 3,722,295

Amounts reported for *governmental activities* in the statement of activities (Exhibit 2) are different because:

Governmental funds report capital outlays as expenditures. However, in the governmental activities statement of activities, the cost of those assets is allocated over their estimated useful lives as depreciation expense. This is the amount by which capital outlay of \$ 1,784,087 exceeded depreciation of \$ 1,753,121 in the current period.	30,966
Contributions of capital assets are not reported in the funds, however, contributions of capital assets are reported as capital contributions in the governmental activities statement of activities. During the current year, \$ 194,818 of capital assets were contributed and accepted by the County.	194,818
Property tax revenues in the governmental activities statement of activities do not provide current available resources and are not reported as revenues in the funds. The decrease of deferred inflows of resources (property tax revenues) for the general fund and debt service fund amounted to \$ 1,891,301 and \$ 27,097, respectively .	(1,918,398)
Governmental funds report proceeds from the sale of assets as revenue. However, in the governmental activities statement of activities, the cost of the assets disposed is offset against the proceeds to report gain or loss on the disposition of assets. The costs of assets disposed were \$ 500,503 (Cost of \$ 700,055 less accumulated depreciation of \$ 199,552).	(500,503)
Judicial revenues (resulting from accounts receivable net of related allowance for uncollectible accounts) in the governmental activities statement of activities do not provide current available resources and are not reported as revenues in the funds. The change in these net receivables resulted in an increase in revenues reported in the governmental activities statement of activities.	1,023,811
Repayment of long-term debt principal is an expenditure in the governmental funds, but the repayment reduces long-term liabilities in the governmental activities statement of net position. The funds statements reported \$ 110,000 in certificates of obligation principal payments and \$ 365,036 in capital lease principal payments.	475,036
Premium on the issuance of bonds provides current financial resources to governmental funds but the proceeds decrease long-term assets in the statement of net position. Bond premium amortization was \$ 3,057.	3,057
Some expenses reported in the governmental activities statement of activities do not require the use of current financial resources and, therefore, are not reported as expenditures in governmental funds. This is the net amount of change in net pension liability.	154,710
Some expenses reported in the governmental activities statement of activities do not require the use of current financial resources and, therefore, are not reported as expenditures in governmental funds. This is the amount of accretion and accrued interest on long-term debt. Current change in accrued interest on notes and bonds of \$ 4,353.	4,353

(continued)

MATAGORDA COUNTY, TEXAS

*RECONCILIATION OF THE STATEMENT OF REVENUES, EXPENDITURES AND
CHANGES IN FUND BALANCES - GOVERNMENTAL FUNDS TO GOVERNMENTAL
ACTIVITIES STATEMENT OF ACTIVITIES - Continued*

For the Year Ended December 31, 2018

Exhibit 4R

Page 2

Governmental funds report OPEB payments as expenditures. However, in the governmental activities statement of activities, the OPEB cost is calculated and actuarially and involves multiple factors.

The amount of OPEB expense reported was \$ 1,036,430 more than the amount reported in the funds. \$(1,036,430)

Some expenses reported in the governmental activities statement of activities do not require the use of current financial resources and, therefore, are not reported as expenditures in governmental funds. This is the amount of change in compensated absences.

(39,142)

Internal service funds are used by management to charge the cost of health insurance to individual funds.

The net revenue (expense) of the internal service funds is reported in the governmental activities statement of activities, not included in other reconciling items.

(55,137)

Change in net position of governmental activities (see Exhibit 2)

\$ 2,059,436

The notes to the financial statements are an integral part of this statement.

MATAGORDA COUNTY, TEXAS
STATEMENT OF NET POSITION
INTERNAL SERVICE FUND
December 31, 2018

Exhibit 5

	Insurance Fund
ASSETS	
Cash and temporary investments	\$ 982,134
Other receivables	<u>100,346</u>
Total assets	<u>1,082,480</u>
DEFERRED OUTFLOWS OF RESOURCES	
Deferred outflows of resources	<u> </u>
Total deferred outflows of resources	<u>-0-</u>
LIABILITIES	
Accounts payable	53,738
Claims payable	179,025
Unearned revenue	<u>209,111</u>
Total liabilities	<u>441,874</u>
DEFERRED INFLOWS OF RESOURCES	
Deferred inflows of resources	<u> </u>
Total deferred inflows of resources	<u>-0-</u>
NET POSITION	
Unrestricted	<u>640,606</u>
Total net position	<u>\$ 640,606</u>

The notes to the financial statements are an integral part of this statement.

MATAGORDA COUNTY, TEXAS**STATEMENT OF REVENUES, EXPENSES, AND CHANGES IN NET POSITION
INTERNAL SERVICE FUND**

For the Year Ended December 31, 2018

Exhibit 6

	<u>Insurance Fund</u>
Operating Revenues:	
Employer contributions	\$ 3,174,143
Employee contributions	369,446
Retiree/Cobra contributions	109,288
Special district contributions	<u>168,713</u>
Total assets	<u>3,821,590</u>
Operating Expenses:	
Administrative expenses	613,589
Retiree premiums	421,261
Claims expense	1,874,753
Prescriptions	<u>974,103</u>
Total operating expenses	<u>3,883,706</u>
Operating loss	<u>(62,116)</u>
Nonoperating Revenues:	
Investment income	<u>6,979</u>
Total nonoperating revenues	<u>6,979</u>
Change in net position	(55,137)
Net position – beginning	<u>695,743</u>
Net position – ending	<u>\$ 640,606</u>

The notes to the financial statements are an integral part of this statement.

MATAGORDA COUNTY, TEXAS
STATEMENT OF CASH FLOWS
INTERNAL SERVICE FUND
For the Year Ended December 31, 2018

Exhibit 7

	<u>Insurance Fund</u>
CASH FLOWS FROM OPERATING ACTIVITIES	
Receipts from customers	\$ 3,811,339
Cash payments for administration	(560,404)
Cash payments for claims	<u>(3,330,627)</u>
Net cash used by operating activities	<u>(79,692)</u>
CASH FLOWS FROM NONCAPITAL FINANCING ACTIVITIES	
Net cash provided by noncapital financing activities	<u>-0-</u>
CASH FLOWS FROM CAPITAL AND RELATED FINANCING ACTIVITIES	
Net cash provided by capital and related financing activities	<u>-0-</u>
CASH FLOWS FROM INVESTING ACTIVITIES	
Investment income	<u>6,979</u>
Net cash provided by investing activities	<u>6,979</u>
Net decrease in cash and cash equivalents	(72,713)
Balances – beginning of year	<u>1,054,847</u>
Balances – end of year	<u><u>\$ 982,134</u></u>
RECONCILIATION OF OPERATING INCOME TO NET CASH PROVIDED BY OPERATING ACTIVITIES:	
Operating loss	\$(62,116)
Adjustments to Reconcile Operating Loss to Net Cash Used by Operating Activities:	
Changes in Assets and Liabilities:	
Accounts receivable	(3,164)
Accounts payable	53,185
Claims payable	(60,510)
Unearned revenue	<u>(7,087)</u>
Net cash used by operating activities	<u><u>\$(79,692)</u></u>

The notes to the financial statements are an integral part of this statement.

MATAGORDA COUNTY, TEXAS
STATEMENT OF FIDUCIARY NET POSITION
FIDUCIARY FUNDS
December 31, 2018

Exhibit 8

	<u>Agency Funds</u>
ASSETS	
Cash and temporary investments	\$ <u>3,051,045</u>
Total assets	\$ <u><u>3,051,045</u></u>
LIABILITIES	
Accounts payable	\$ 73,159
Due to other governments	169,678
Due to others	<u>2,808,208</u>
Total liabilities	\$ <u><u>3,051,045</u></u>

The notes to the financial statements are an integral part of this statement.

MATAGORDA COUNTY, TEXAS
Notes to the Financial Statements
 For The Year Ended December 31, 2018

Note

1	Summary of Significant Accounting Policies	30
2	Change in Accounting Principle and Prior Period Adjustment.....	40
3	Deposits, Investments and Derivatives	41
4	Receivables, Uncollectible Accounts, Deferred Outflows and Inflows of Resources and Unearned Revenue	44
5	Interfund Receivables, Payables and Transfers	47
6	Capital Assets.....	47
7	Disaggregation of Accounts and Accrued Liabilities Payable.....	49
8	Long-Term Debt.....	49
9	Capital Leases Payable.....	51
10	Texas County and District Retirement System Pension Plan.....	51
11	Post Employment Benefits Other than Pensions (OPEB)	58
12	Self-Insurance Health Coverage	60
13	Contingencies	60
14	Deficit Fund Balances	61
15	Grants, Entitlements and Shared Revenues.....	61
16	Tax Abatements.....	61
17	Evaluation of Subsequent Events	61

MATAGORDA COUNTY, TEXAS

Notes to the Financial Statements

For The Year Ended December 31, 2018

NOTE 1 - SUMMARY OF SIGNIFICANT ACCOUNTING POLICIES

Reporting Entity

Matagorda County, Texas (the "County") was established in 1836 by the Republic of Texas. Commissioners elected from each of the four precincts serve as the governing body with the elected County Judge as the head of this body. The Commissioners and County Judge oversee all functions of general government applicable to the County as provided by state statutes.

In evaluating how to define the government, for financial reporting purposes, management has considered all potential component units. The decision to include a potential component unit in the reporting entity was made by applying the criteria set forth in generally accepted account principles. Based upon the application of these criteria, the following is a brief review of each potential component unit addressed in defining the County's reporting entity.

Adult Probation

The Adult Probation division is operated as a multi-county department doing business as the 23rd Judicial District Community Supervision and Correction Department (CSCD) for Matagorda and Wharton Counties. The CSCD services both Matagorda and Wharton Counties with each County providing required office space for the operations of the Department and substantially all of the Department's funding provided by the State.

The Department board consists of the two District Judges for Matagorda and Wharton Counties. Matagorda County is not able to appoint a voting majority to the Department's board or otherwise impose its will. The Department is not fiscally dependent on Matagorda County since the County's role is ministerial in nature. As a result, the Department is considered to be legally separate from Matagorda County and thus is not a part of the reporting entity of Matagorda County.

Government-Wide and Fund Financial Statements

The government-wide financial statements (i.e., the statement of net position and the statement of activities) report financial information on all of the nonfiduciary activities of the primary government. For the most part, interfund activity has been removed from these statements; however, interfund services provided and used are not eliminated in the process of consolidation. Governmental activities, which normally are supported by taxes and intergovernmental revenues, are reported separately from business-type activities, which rely to a significant extent on fees and charges for support. The County has no business-type activities.

The statement of activities demonstrates the degree to which the direct expenses of a given program are offset by program revenues. *Direct expenses* are those that are clearly identifiable with a specific function or segment. *Program revenues* include 1) charges to customers or applicants who purchase, use or directly benefit from goods, services, or privileges provided by a given program and 2) operating or capital grants and contributions that are restricted to meeting operational or capital requirements of a particular program. Taxes and other items not properly included among program revenues are reported instead as *general revenues*.

Separate financial statements are provided for governmental funds and fiduciary funds, even though the latter are excluded from government-wide financial statements. Major individual governmental funds and major individual enterprise funds are reported as separate columns in the fund financial statements. The County has no enterprise fund.

MATAGORDA COUNTY, TEXAS

Notes to the Financial Statements

For The Year Ended December 31, 2018

NOTE 1 - SUMMARY OF SIGNIFICANT ACCOUNTING POLICIES - Continued

Measurement Focus, Basis Of Accounting, and Financial Statement Presentation

The government-wide financial statements are reported using the *economic resources measurement focus* and the *accrual basis of accounting*, as are the proprietary and fiduciary fund (excluding agency funds, which have no measurement focus but are on the accrual basis of accounting) financial statements. Revenues are recorded when earned and expenses are recorded when a liability is incurred, regardless of the timing of related cash flows. Property taxes are recognized as revenues in the year for which they are levied. Grants and similar items are recognized as revenue as soon as all eligibility requirements imposed by the provider have been met.

Governmental fund financial statements are reported using the *current financial resources measurement focus* and the *modified accrual basis of accounting*. Revenues are recognized as soon as they are both measurable and available. Revenues are considered to be available when they are collectible within the current period or soon enough thereafter to pay liabilities of the current period. For this purpose, the County considers revenues to be available if they are collected within 60 days of the end of the current fiscal period. Expenditures generally are recorded when a liability is incurred, as under accrual accounting. However, debt service expenditures, as well as expenditures related to compensated absences and claims and judgments, are recorded only when payment is due.

Revenues from property and other taxes, grants and contracts, fees (charges for services), fines (including forfeitures), and interest associated with the current fiscal period are all considered to be susceptible to accrual. Miscellaneous revenues are recorded as revenue when received in cash because they are generally not measurable until actually received. Investment earnings are recorded as earned, since they are both measurable and available.

Revenue from investments, including governmental external investment pools, is based upon fair value. Fair value is the amount at which a financial instrument could be exchanged in a current transaction between willing parties, other than in a forced or liquidation sale. Most investments are reported at amortized cost when the investments have remaining maturities of one year or less at time of purchase. External investment pools are permitted to report short-term debt investments at amortized cost, provided that the fair value of those investments is not significantly affected by the impairment of the credit standing of the issuer, or other factors. For that purpose, a pool's short-term investments are those with remaining maturities of up to ninety days.

Grant funds are considered earned to the extent of the expenditures made under the provisions of the grant. Accordingly, when such funds are received, they are recorded as unearned revenues until the related and authorized expenditures have been made. If balances have not been expended by the end of the project period, grantors sometimes require the County to refund all or part of the unused amount.

Amounts reported as program revenues include 1) charges to customers or applicants for goods, services, or privileges provided, and 2) operating and capital grants and contributions. Internally dedicated resources are reported as general revenues rather than as program revenues. Likewise, general revenues include all taxes.

MATAGORDA COUNTY, TEXAS

Notes to the Financial Statements

For The Year Ended December 31, 2018

NOTE 1 - SUMMARY OF SIGNIFICANT ACCOUNTING POLICIES - Continued

Measurement Focus, Basis Of Accounting, and Financial Statement Presentation - continued

When both restricted and unrestricted resources are available for use, it is the County's policy to use restricted resources first, and then unrestricted resources as they are needed.

The County has presented the following major governmental funds:

The *General fund* is the County's primary operating fund. It accounts for all financial resources of the County, except those required to be accounted for in another fund. All general tax revenues and other receipts that are not restricted by law or contractual agreement to some other fund are accounted for in this fund. General operating expenditures, fixed charges and capital improvement costs that are not paid through other funds are paid from the general fund.

The County reports the following fiduciary funds:

The *agency funds* account for assets that the government holds on behalf of others as their agent. The County's agency funds include County Clerk Trust, District Clerk Trust, Inmate Trust, Tax Assessor Collector and Adult Probation funds.

New Pronouncements

GASB issues statements on a routine basis with the intent to provide authoritative guidance on the preparation of financial statements and to improve governmental accounting and financial reporting of governmental entities. Management reviews these statements to ensure that preparation of its financial statements are in conformity with generally accepted accounting principles and to anticipate changes in those requirements. The following recent GASB Statements reflect the action and consideration of management regarding these requirements:

GASB No. 75, "Accounting and Financial Reporting for Postemployment Benefits Other Than Pensions" was issued June 2015. This statement was implemented and impacted the County's financial statements as described in Note 2. This statement is effective for periods beginning after June 15, 2017.

GASB No. 83 "Certain Asset Retirement Obligations" was issued in November 2016. The management of the County does not expect the implementation of this standard to have a material effect on the financial statements of the County. The requirements of this statement are effective for periods beginning after June 15, 2018.

GASB No. 84 "Fiduciary Activities" was issued in January 2017. The management of the County does not expect the implementation of this standard to have a material effect on the financial statements of the County. The requirements of this statement are effective for periods beginning after December 15, 2018.

GASB No. 85 "Omnibus 2017" was issued in March 2017. This statement was implemented and did not have a material effect on the County's financial statements. The requirements of this statement are effective for periods beginning after June 15, 2017.

MATAGORDA COUNTY, TEXAS

Notes to the Financial Statements

For The Year Ended December 31, 2018

NOTE 1 - SUMMARY OF SIGNIFICANT ACCOUNTING POLICIES - Continued

New Pronouncements - continued

GASB No. 86 "Certain Debt Extinguishment Issues" was issued in May 2017. This statement was implemented and did not have a material effect on the County's financial statements. The requirements of this statement are effective for periods beginning after June 15, 2017.

GASB No. 87 "Leases" was issued in June 2017. The management of the County does not expect the implementation of this standard to have a material effect on the financial statements of the County. The requirements of this statement are effective for periods beginning after December 15, 2019.

GASB No. 88 "Certain Disclosures Related to Debt, including Direct Borrowings and Direct Placements" was issued in April 2018. The management of the County does not expect the implementation of this standard to have a material effect on the financial statements of the County. The requirements of this statement are effective for reporting periods beginning after December 15, 2019.

GASB No. 89 "Accounting for Interest Cost Incurred before the End of a Construction Period" was issued in June 2018. The management of the County does not expect the implementation of this standard to have a material effect on the financial statements of the County. The requirements of this statement are effective for reporting periods beginning after December 15, 2019.

GASB No. 90 "Majority Equity Interests – an amendment of GASB Statements No. 14 and No. 61" was issued in August 2018. The management of the County does not expect the implementation of this standard to have a material effect on the financial statements of the County. The requirements of this statement are effective for reporting periods beginning after December 15, 2018.

GASB No. 91 "Conduit Debt Obligations" was issued in May 2019. The management of the County does not expect the implementation of this standard to have a material effect on the financial statements of the County. The requirements of this statement are effective for periods beginning after December 15, 2020.

Budgetary Data

The budget law of the State of Texas provides that amounts budgeted for current expenditures from the various funds of the County shall not exceed the balances in the funds, plus the anticipated revenues for the current year as estimated by the County Auditor. The legal level of budgetary control is at the category or line item level (salaries and wages and employee benefits, and operating expenditures) within departments of each fund. Any expenditure, which alters the total budgeted amounts of a fund must be approved by Commissioners Court, and the budget amended. Budgets are adopted on a basis consistent with generally accepted accounting principles.

Annual appropriated budgets are adopted for the General fund, certain special revenue funds (District Attorney Legal/Law Fund, Sheriff & Jail Discretionary Fund, County Clerk Preservation & Automation Fund, Countywide Records Management Preservation Fund, Courthouse Security Fund, Justice Court Technology Fund, District Clerk Records Management Preservation Fund, County & District Court Technology Fund, and Historical Commission Fund), and the Debt Service fund.

MATAGORDA COUNTY, TEXAS

Notes to the Financial Statements

For The Year Ended December 31, 2018

NOTE 1 - SUMMARY OF SIGNIFICANT ACCOUNTING POLICIES - Continued

Budgetary Data - continued

Prior to May 1 of each year, or as soon thereafter as practical, the County Judge, assisted by the County Auditor, prepares a proposed operating budget for the subsequent fiscal year. The proposed operating budget establishes estimated revenues and other resources available for appropriation. Proposed expenditures may not exceed estimated revenues, other resources, and available fund balances.

Subsequent to May 15 and after proper publication of notice, a public hearing is conducted by the Commissioners Court to obtain taxpayer comments. If an increase to the effective tax rate of more than 3% is proposed as a result of the proposed budget, additional notices and public hearings are required.

After the public hearing(s) the Commissioners Court makes appropriate budget changes and adopts the budget through the passage of an order at a regularly scheduled meeting. A separate order is adopted to levy the taxes necessary to finance the budgeted expenditures.

Although the level of budgetary control is total revenues plus available fund balance, the County adopts its budget at a line-item level for managerial control purposes. Line item level is defined for revenue purposes as the type of revenue to be derived and for expenditure purposes by department and type of expenditures (salaries and wages, and employee benefits; operating expenses/expenditures; and capital outlay).

At the discretion of Commissioners Court, transfers of line item budgets within a fund may be made. Amendments to provide for items not included in the original budget may be made by the Commissioners Court upon finding and declaration of the existence of an emergency sufficient to require action. County management has no prerogative to amend the budget without the approval of Commissioners Court. Appropriations not exercised in the current year lapse at the end of the year. Numerous supplemental budget amendments in the general and special revenue funds were deemed necessary due to the timing of planned expenditures and construction projects.

Encumbrances

Encumbrances represent commitments related to unperformed contracts for goods or services. Encumbrance accounting - under which purchase orders, contracts and other commitments for the expenditure of resources are recorded to reserve that portion of the applicable appropriation - is utilized. Encumbrances outstanding at year-end do not constitute expenditures or liabilities because the commitments will be honored during the subsequent year. As of December 31, 2018, the County had no encumbrances outstanding.

Cash and Investments

Cash and temporary investments include amounts in demand deposits and short-term investments with a maturity date within three months of the date acquired by the County. For purposes of the cash flow statement, cash and temporary investments are considered cash equivalents. In accordance with GASB Statement 31, "Accounting and Financial Reporting for Certain Investments and for External Investment Pools", investments are stated at fair value.

The County maintains a cash and investment pool that is available for use by all funds. Each fund type's portion of this pool is displayed on the combined balance sheet as cash and temporary investments under each fund's caption. Funds are allowed to exceed the amount of their equity in the pooled cash account. Funds with overdrawn accounts are disclosed as an interfund payable in the liability section of the balance sheet.

MATAGORDA COUNTY, TEXAS

Notes to the Financial Statements

For The Year Ended December 31, 2018

NOTE 1 - SUMMARY OF SIGNIFICANT ACCOUNTING POLICIES – Continued

Property Taxes

Property taxes are levied as of October 1st of each year with statements prepared and mailed at that date or soon thereafter. The tax levy is based upon appraised property values as of each previous January 1st for all taxable property within the County. Payments are due and payable when taxes are levied and may be timely paid through January 31st. On February 1st, taxes become delinquent and subject to penalty and interest charges. After June 30th, any uncollected taxes are subject to tax suit and additional charges to offset related legal costs. The lien date for property taxes is July 1st.

The appraisal of property within the county is the responsibility of the Matagorda County Appraisal District. The Texas Legislature established the Appraisal District and the related Appraisal Review Board in 1979 through the adoption of a comprehensive Property Tax Code. The Appraisal District is required under the Code to assess property at 100% of its appraised value. Real property is reappraised at least every four years. Under certain circumstances, taxpayers and taxing units including the County, may challenge orders of the Appraisal Review Board through various appeals and, if necessary, legal action.

Under the Code, the Commissioners Court will continue to set annual tax rates on the property. The Code also provides that, if approved by the qualified voters in the Appraisal District, collection functions may be placed with the Appraisal District. The County bills and collects its property taxes and those of certain other taxing entities. Collections of those taxes pending distribution are accounted for in an agency fund.

The County is permitted by Article VIII, Section 9 of the State of Texas Constitution to levy taxes up to \$.80 per \$ 100 assessed valuation for general governmental services including payment of principal and interest on general long-term debt and maintenance of roads and bridges. Article 6790 of Vernon's Civil Statutes permits the County to collect an additional \$.15 per \$ 100 valuation for road and bridge purposes. Article 7048a of Vernon's Civil Statutes permits the County to collect \$.30 per \$ 100 valuation for road, bridge and flood control purposes.

The County's 2018 tax levy, supporting the 2019 fiscal period budget, totaled \$ 0.41758 per \$ 100 valuation and was comprised as follows:

General Fund	\$ 0.41341
Debt Service	<u>0.00417</u>
Combined tax rate	<u>\$ 0.41758</u>

Interfund Receivables and Payables

Activity between funds that are representative of lending/borrowing arrangements outstanding at the end of the fiscal year are referred to as either "due to/from other funds" (i.e., the current portion of interfund loans) or "advances to/from other funds" (i.e., the non-current portion of interfund loans). All outstanding balances between funds are reported as "due to/from other funds". The County had no advances between funds. All activity between funds was for short-term cash flow requirements. See Note 5 for additional discussion of interfund receivables and payables.

MATAGORDA COUNTY, TEXAS

Notes to the Financial Statements

For The Year Ended December 31, 2018

NOTE 1 - SUMMARY OF SIGNIFICANT ACCOUNTING POLICIES - Continued

Inventories and Prepaid Items

The County utilizes the consumption method to account for inventory and prepaid expenditures. Under this method, inventory and prepaid expenditures are considered an expenditure when used rather than when purchased. Significant inventories are reported on the balance sheet at cost, using the first-in, first-out method, with an offsetting reservation of fund balance in the governmental fund financial statements since they do not constitute "available spendable resources" even though they are a component of current assets. Inventories in the governmental funds are comprised of road materials, bulk fuel, parts, and chemicals. Certain payments to vendors reflect costs applicable to future accounting periods and are recorded as prepaid items in government-wide and prepaid expenditures in the fund financial statements.

Capital Assets

Capital assets, which include land, construction in progress, vehicles and equipment, buildings and improvements, and infrastructure are reported in the governmental activities column in the government-wide financial statements. All capital assets are valued at historical cost or estimated historical cost if actual historical is not available. Donated assets are valued at their acquisition value on the date of donation. Repairs and maintenance are recorded as expenses. Renewals and betterments are capitalized.

Major outlays for capital assets and improvements are capitalized as projects are constructed. Interest incurred during the construction phase of capital assets of business-type activities is included as part of the capitalized value of the assets constructed. The amount of interest cost to be capitalized on assets with tax-exempt borrowing is equal to the cost of the borrowing less interest earned on the related tax-exempt borrowing. During the year ended December 31, 2018, no capitalized interest was included in the cost of capital assets under construction.

Assets capitalized have an original cost of \$ 5,000 or more and over two years of useful life. Depreciation has been calculated on each class of depreciable property using the straight-line method. Leased assets are depreciated over the lesser of the term of the related lease or the estimated useful lives of the assets. Estimated useful lives are as follows:

Vehicles and equipment	5-20 Years
Buildings and improvements	40-60 Years
Infrastructure	15-40 Years

Compensated Absences

It is the County's policy to permit employees to accumulate earned but unused vacation benefits, which are eligible for payment upon separation from government service. The liability for such leave is reported as incurred in the government-wide financial statements. A liability for those amounts is recorded in the governmental funds only if the liability is matured as a result of employee resignation or retirement.

Accumulated sick leave lapses when employees leave the employ of the county and, upon separation from service, no monetary obligation exists.

The liability for compensated absences disclosed in the financial statements represents accumulated vacation and compensatory time at December 31, 2018, computed at pay rates in effect at that time was \$ 489,312.

MATAGORDA COUNTY, TEXAS

Notes to the Financial Statements

For The Year Ended December 31, 2018

NOTE 1 - SUMMARY OF SIGNIFICANT ACCOUNTING POLICIES - Continued

Deferred Outflows and Inflows of Resources

Guidance for deferred outflows of resources and deferred inflows of resources is provided by GASB No. 63, "Financial Reporting of Deferred Outflows of Resources, Deferred Inflows of Resources, and Net Position". Concepts Statement No. 4, Elements of Financial Statements, introduced and defined those elements as a consumption of net position by the government that is applicable to a future reporting period, and an acquisition of net position by the government that is applicable to a future period, respectively. Previous financial reporting standards do not include guidance for reporting those financial statement elements, which are distinct from assets and liabilities. Further, GASB No. 65, "Items Previously Reported as Assets and Liabilities", had an objective to either (a) properly classify certain items that were previously reported as assets and liabilities as deferred outflows of resources or deferred inflows of resources or (b) recognize certain items that were previously reported as assets and liabilities as outflows of resources (expenses or expenditures) or inflows of resources (revenues).

Pension Plans

For purposes of measuring the net pension liability, deferred outflows of resources and deferred inflows of resources related to pensions, and pension expense, information about the Fiduciary Net Position of the Texas County and District Retirement System (TCDRS) and additions to/deductions from TCDRS's Fiduciary Net Position have been determined on the same basis as they are reported by TCDRS. For this purpose, plan contributions are recognized in the period that compensation is reported for the employee, which is when contributions are legally due. Benefit payments and refunds are recognized when due and payable in accordance with the benefit terms. Investments are reported at fair value.

Other Post-Employment Benefits

The fiduciary net position of the Matagorda County Retiree Health Care Plan (the "Plan") has been determined using the flow of economic resources measurement focus and full accrual basis of accounting. This includes for purposes of measuring the total OPEB liability, deferred outflows of resources and deferred inflows of resources related to other post-employment benefits, OPEB expense, and information about assets, liabilities and additions to/deductions from the Plan's total OPEB liability. Benefit payments are recognized when due and payable in accordance with the benefit terms. There are no assets as this is a pay-as-you-go plan.

Long-Term Debt

In the government-wide financial statements, long-term debt and other long-term obligations are reported as liabilities in the applicable governmental activities statement of net position. Bond premiums and discounts are deferred and amortized over the life of the bonds using the straight-line method. Bonds payable are reported net of the applicable bond premium or discount. Bond issuance costs are reported as interest and fiscal charge expenses.

In the fund financial statements, governmental fund types recognize bond premiums and discounts, as well as bond issuance costs, during the current period. The face amount of the debt is reported as other financing resources. Premiums received on debt issuances are reported as other financing sources while discounts on debt issuances are reported as other financing uses. Issuance costs, whether or not withheld from the actual debt proceeds received, are reported as debt service expenditures.

MATAGORDA COUNTY, TEXAS

Notes to the Financial Statements

For The Year Ended December 31, 2018

NOTE 1 - SUMMARY OF SIGNIFICANT ACCOUNTING POLICIES - Continued

Fund Equity

The County's Commissioners Court meets on a regular basis to manage and review cash financial activities and to ensure compliance with established policies. The County's unassigned General Fund Balance is maintained to provide the County with sufficient working capital and a margin of safety to address local and regional emergencies without borrowing. The unassigned General Fund Balance may only be appropriated by resolution of the County's Commissioners Court. Fund Balance of the County may be committed for a specific source by formal action of the County's Commissioners Court. Amendments or modifications of the committed fund balance must also be approved by formal action by the County's Commissioners Court. When it is appropriate for fund balance to be assigned, the County's Commissioners Court has delegated authority to the County Judge or the County Auditor. In circumstances where an expenditure is to be made for a purpose for which amounts are available in multiple fund balance classifications, the order in which resources will be expended are as follows: restricted fund balance, followed by committed fund balance, assigned fund balance, and lastly, unassigned fund balance.

Fund Balance Classifications:

The *non-spendable* fund balance includes a portion of net resources that cannot be spent because of their form or because they must be maintained intact. Resources not in spendable form include inventories, prepaid expenditures and long-term receivables.

The *restricted* fund balance includes net resources that can be spent only for the specific purposes stipulated by constitution, external resource providers (creditors, grantors, and contributors), laws and regulations of other governments, or through enabling legislation.

The enabling legislation authorizes the County to access, levy, charge or otherwise mandate payment of resources from external resource providers; those resources can be used only for the specific purposes stipulated in the legislation. The County's fee revenue generated through enabling legislations include auto registration fees, birth/death certificate fees, adult bond supervision fees, child abuse protection fees, court technology fees, election service fees, family protection fees, financial security fees, juvenile case management fees, law library fees, records archive fees, and records management and preservation fees reported under Non-Major Special Revenue Funds, and auto registration fees, certificates of title, and gross weight and axle fees reported under the Road and Bridge Major Fund.

The *committed* fund balance includes spendable net resources that can only be used for specific purposes pursuant to constraints imposed by formal Commissioners Court actions, no later than the close of the fiscal year. These actions must be in the form of a resolution approved by Commissioners Court. Those constraints remain binding unless removed or changed in the same manner employed to previously commit those resources. At December 31, 2018, the Commissioners agreed to commit fund balances for each of the four precincts unspent budgeted funds at year end to be added to the subsequent year's approved budget.

The *assigned* fund balance includes amounts that are constrained by the County's intent to be used for specific purposes, but are neither restricted nor committed. Such intent should be expressed by Commissioners Court or its designated officials to assign amounts to be used. Constraints imposed on the use of assigned amounts can be removed with no formal Commissioners Court actions. At December 31, 2018, there are no assignments of fund balance.

MATAGORDA COUNTY, TEXAS

Notes to the Financial Statements

For The Year Ended December 31, 2018

NOTE 1 - SUMMARY OF SIGNIFICANT ACCOUNTING POLICIES - Continued

The *unassigned* fund balance represents spendable net resources that have not been restricted, committed, or assigned to specific purposes. The general fund is the only fund that reports a positive unassigned fund balance amount.

Governmental Fund Financial Statements:

The following schedule presents details of fund balance components at December 31, 2018:

	<u>General Fund</u>	<u>Other Governmental Funds</u>	<u>Total Governmental Funds</u>
Fund Balances:			
Non-spendable:			
Inventories	\$ 133,560	\$	\$ 133,560
Prepaid expenditures	759,601		759,601
Restricted:			
Capital projects		1,078,753	1,078,753
Contributor purposes		18,651	18,651
Court improvements and operations		199,405	199,405
Debt service		37,574	37,574
Juvenile services		9,059	9,059
Records management		506,392	506,392
County/District attorney services		125,630	125,630
Sheriff services		113,511	113,511
Committed:			
Precincts	1,487,792		1,487,792
Unassigned	<u>14,058,826</u>	<u>(525,418)</u>	<u>13,533,408</u>
Total fund balances	<u>\$ 16,439,779</u>	<u>\$ 1,563,557</u>	<u>\$ 18,003,336</u>

Net Position

Net position represents the difference between assets and deferred outflows of resources, and liabilities and deferred inflows of resources. Net investment in capital assets consists of capital assets net of accumulated depreciation and the outstanding balances of any borrowing spent for the acquisition, construction or improvements of those assets. Net position is reported as restricted when there are limitations imposed on their use either through enabling legislation adopted by the County or through external restrictions imposed by creditors, grantors or laws or regulations of other governments.

MATAGORDA COUNTY, TEXAS

Notes to the Financial Statements

For The Year Ended December 31, 2018

NOTE 1 - SUMMARY OF SIGNIFICANT ACCOUNTING POLICIES - Continued

Net Position:	Governmental
Net investment in capital assets	<u>Activities</u>
Restricted:	\$ 21,077,762
Records management	506,392
Other:	
Contributor purposes	18,651
Court improvements and operations	199,405
Debt service	15,036
Juvenile services	9,059
County/District attorney services	125,630
Sheriff services	113,511
Unrestricted	<u>(6,217,689)</u>
Total	<u>\$ 15,847,757</u>

NOTE 2. CHANGE IN ACCOUNTING PRINCIPLE AND PRIOR PERIOD ADJUSTMENT

During the year ended December 31, 2018, the County implemented GASB Statement No. 75, "Accounting and Financial Reporting for Postemployment Benefits Other Than Pensions". This statement replaces the requirements of Statements No. 45 and No. 57 and requires the liability of a defined benefit OPEB plan that is not administered through a trust (total OPEB liability) to be measured as the portion of the present value of projected benefit payments to be provided to current active and inactive employees that is attributed to those employees' past periods of service (total OPEB liability). It establishes standards for recognizing and measuring liabilities, deferred outflows of resources, deferred inflows of resources, and expenses. It requires a government employer to recognize a total OPEB liability measured as of a date (the measurement date) no earlier than the end of its prior fiscal year. If a government employer makes a contribution to a defined benefit pension plan between the measurement date of the reported total OPEB liability and the end of the government's reporting period, it requires that the government recognize its contribution as a deferred outflow of resources. The following represents the retroactive restatement of net position as a result of implementation of GASB Statement No. 75 and prior period adjustment as noted above:

	<u>2017</u>
<u>Governmental Activities</u>	
Net position, December 31, previously reported	\$ 24,162,485
Addition of total OPEB liability	<u>(10,374,164)</u>
Net position, December 31, restated	<u>\$ 13,788,321</u>

The net OPEB obligation reported under GASB Statement 45 as of December 31, 2017 was \$ 11,341,825 and the total OPEB liability reported under GASB Statement 75 as of December 31, 2017 was \$ 21,715,989. The increase in OPEB from GASB Statement 45 to GASB Statement 75 was \$ 10,374,164, which is the prior period adjustment above.

MATAGORDA COUNTY, TEXAS

Notes to the Financial Statements

For The Year Ended December 31, 2018

NOTE 3 - DEPOSITS, INVESTMENTS AND DERIVATIVES

The County classifies deposits and investments for financial statement purposes as cash and temporary investments, and investments based upon both liquidity (demand deposits) and maturity date (deposits and investments) of the asset at the date of purchase. For this purpose, a temporary investment is one that when purchased had a maturity date of three months or less. Investments are classified as either short-term investments or investments. Short-term investments have a maturity of one year or less and investments are those that have a maturity of one year or more. See Note 1 for additional Governmental Accounting Standards Board Statement No. 31 disclosures. Cash and temporary investments as reported on the financial statements at December 31, 2018 are as follows:

	<u>Governmental Funds</u>	<u>Proprietary Funds</u>	<u>Fiduciary Funds</u>	<u>Total</u>
Cash and Temporary Investments:				
Cash (petty cash accounts)	\$ 5,175	\$	\$	\$ 5,175
Financial Institution Deposits:				
Demand deposits	<u>11,199,219</u>	<u>982,134</u>	<u>3,051,045</u>	<u>15,232,398</u>
Sub-total	<u>11,204,394</u>	<u>982,134</u>	<u>3,051,045</u>	<u>15,237,573</u>
Investments:				
Broker Dealer:				
U.S. Agency Securities	8,848,757			8,848,757
Certificates of deposit	<u>1,927,183</u>			<u>1,927,183</u>
Sub-total	<u>10,775,940</u>	<u>-0-</u>	<u>-0-</u>	<u>10,775,940</u>
Total Cash and Temporary Investments and Investments	<u>\$ 21,980,334</u>	<u>\$ 982,134</u>	<u>\$ 3,051,045</u>	<u>\$ 26,013,513</u>

Deposits

Custodial Credit Risk – Deposits. Custodial credit risk is the risk that in the event of a financial institution failure, the County's deposits may not be returned to them. The County requires that all deposits with financial institutions be collateralized in an amount equal to 100 percent of uninsured balances.

At year-end, in addition to petty cash and change funds accounts of \$ 5,175, the carrying amount of the County's financial institution deposits, was \$ 17,159,581, while the financial institution balances totaled \$ 25,220,609. Of these balances, \$ 632,620 represents amounts controlled by County courts and held by various financial institutions jointly under the name of the County and the court's beneficiaries and carrying the identification number of the beneficiaries. These accounts are entirely covered by federal deposit insurance. Of the remaining balances, \$ 2,177,183 was covered by federal depository insurance coverage and \$ 22,410,806 was covered by collateral held by the County's agent in the County's name.

Investments

Chapter 2256 of the Texas Government Code (the Public Funds Investment Act) authorizes the County to invest its funds under written investment policy (the "investment policy"). The investment policy primarily emphasizes safety of principal and liquidity, addresses investment diversification, yield, and maturity and addresses the quality and capability of investment personnel. This investment policy defines what constitutes the legal list of investments allowed under the policies, which excludes certain instruments allowed under chapter 2256 of the Texas Government Code.

MATAGORDA COUNTY, TEXAS

Notes to the Financial Statements

For The Year Ended December 31, 2018

NOTE 3 - DEPOSITS, INVESTMENTS AND DERIVATIVES - Continued

Investments - continued

The County's deposits and investments are invested pursuant to the investment policy, which is approved by Commissioners Court. The investment policy includes lists of authorized investment instruments and allowable stated maturity of individual investments. In addition it includes an "Investment Strategy Statement" that specifically addresses each investment option and describes the priorities of suitability of investment type, preservation and safety of principal, liquidity, marketability, diversification and yield. Additionally, the soundness of financial institutions (including broker/dealers) in which the County will deposit funds is addressed. The County's investment policy and types of investments are governed by the Public Funds Investment Act (PFIA). The County's management believes it complied with the requirements of the PFIA and the County's investment policy.

The County's Investment Officer submits an investment report each quarter to the Commissioners Court. The report details the investment positions of the County and the compliance of the investment portfolio as it relates to both the adopted investment strategy statements and Texas state law.

The County is authorized to invest in the following investment instruments provided that they meet the guidelines of the investment policy:

1. Obligations of the United States or its agencies and instrumentalities;
2. Direct obligations of the State of Texas or its agencies and instrumentalities;
3. No-load money market mutual funds: regulated by SEC, with a dollar-weighted average stated maturity of 90 days or less, includes in its investment objectives the maintenance of a stable \$ 1.00 net asset value per each share, and limited in quantity to the requirements, set forth in Chapter 2256, Government Code Section 2256.014;
4. Other obligations, the principal and interest of which are unconditionally guaranteed or insured by, or backed by the full faith and credit of, the State of Texas or the United States or their respective agencies and instrumentalities;
5. Obligations of states, agencies, counties, cities, and other political subdivisions of any state rated as to investment quality by a nationally recognized investment rating firm not less than A or its equivalent;
6. Certificates of deposit if issued by a state or national bank domiciled in the State of Texas and is: guaranteed or insured by the Federal Deposit Insurance Corporation or its successor, secured in any manner and amount provided by law for deposits of the County;
7. Fully collateralized repurchase agreements, if it: has a defined termination date, is secured by obligations described by Section 2256.009(a)(1) of the Public Funds Investment Act, requires the securities being purchased by the County to be pledged to the County, held in the County's name, and deposited at the time the investment is made with the County or with a third party selected and approved by the County, is placed through a primary government securities dealer, approved by the County, or a financial institution doing business in the State of Texas;
8. Commercial paper is an authorized investment, if the commercial paper: has a stated maturity of 270 days or fewer from the date of its issuance, and is rated not less than A-1 or P-1 or an equivalent rating by at least two nationally recognized credit agencies or one nationally recognized credit rating agency and is fully secured by an irrevocable letter of credit issued by a bank organized and existing under the laws of the United States or any state;
9. Eligible investment pools if the Commissioners Court by resolution authorizes investment in the particular pool. An investment pool shall invest funds it receives from entities in authorized investments permitted by the Public Funds Investment Act. The County by contract may delegate to an investment pool the authority to hold legal title as custodian of investments purchased with its local funds.

MATAGORDA COUNTY, TEXAS

Notes to the Financial Statements

For The Year Ended December 31, 2018

NOTE 3 - DEPOSITS, INVESTMENTS AND DERIVATIVES - Continued

Investments - continued

As of December 31, 2018, the County had the following investments:

<u>Investment Type</u>	<u>Fair Value</u>	<u>Weighted Average Maturity (Days)</u>
Certificates of Deposit	\$ 1,927,183	449
U.S. Agency Securities	<u>8,848,757</u>	<u>687</u>
Total	<u>\$ 10,775,940</u>	<u>645</u>

Credit Risk – As of December 31, 2018, the United States securities and agencies (which represent 82.12% of the investment portfolio) were covered by private insurance and the certificates of deposit (which represents 17.88% of the investment portfolio) were covered by FDIC, respectively, therefore, the County does not have a significant exposure to credit risk.

Interest Rate Risk – the risk that changes in interest rates will adversely affect the fair value of an investment. The County limits its exposure to interest rate risk by diversifying its investments by security type and institution. County policy will be that the maximum allowable stated maturity of an individual investment for operating funds shall not exceed five years, unless a temporary extension of maturities is approved by Commissioners County. The maximum average maturity shall be two years.

Fair Value Measures

Governmental Accounting Standards Board (GASB) Statement No. 72, *Fair Value Measurement and Application* establishes a framework for measuring fair value. That framework provides a fair value hierarchy that prioritizes the inputs to valuation techniques used to measure fair value. The hierarchy gives the highest priority to unadjusted quoted prices in active markets for identical assets or liabilities (level 1 measurement) and the lowest priority to unobservable inputs (level 3 measurements). The three levels of the fair value hierarchy under GASB Statement No. 72 are described below:

Level 1 Inputs to the valuation methodology are unadjusted quoted prices for identical assets or liabilities in active markets that the Plan has the ability to access.

Level 2 Inputs to the valuation methodology include:

- Quoted prices for similar assets or liabilities in active markets;
- Quoted prices for identical or similar assets or liabilities in inactive markets;
- Inputs other than quoted prices that are observable for the asset or liability;
- Inputs that are derived principally from or corroborated by observable market data by correlation or other means.

If the asset or liability has a specified (contractual) term, the Level 2 input must be observable for substantially the full term of the asset or liability.

Level 3 Inputs to the valuation methodology are unobservable and significant to the fair value measurement.

MATAGORDA COUNTY, TEXAS

Notes to the Financial Statements

For The Year Ended December 31, 2018

NOTE 3 - DEPOSITS, INVESTMENTS AND DERIVATIVES - Continued

Fair Value Measures - continued

The asset's or liability's fair value measurement level within the fair value hierarchy is based on the lowest level of any input that is significant to the fair value measurement. Valuation techniques used need to maximize the use of observable inputs and minimize the use of unobservable inputs.

The following table sets forth by level, within the fair value hierarchy, the County's assets at fair value as of December 31, 2018:

	<u>Level 1</u>	<u>Level 2</u>	<u>Level 3</u>	<u>Total</u>
U.S. Agency Securities	\$ <u>8,848,757</u>	\$ _____	\$ _____	\$ <u>8,848,757</u>
Total assets at fair value	\$ <u>8,848,757</u>	\$ <u>-0-</u>	\$ <u>-0-</u>	\$ <u>8,848,757</u>

Derivatives

Interest in derivative products has increased in recent years. Derivatives are investment products, which may be a security or contract, which derives its value from another security, currency, commodity, or index, regardless of the source of funds used. The County made no direct investments in derivatives during the year ended December 31, 2018, and holds no direct investments in derivatives at December 31, 2018.

NOTE 4 - RECEIVABLES, UNCOLLECTIBLE ACCOUNTS, DEFERRED OUTFLOWS AND INFLOWS OF RESOURCES AND UNEARNED REVENUES

Receivables and Allowances

Receivables as of December 31, 2018, for the government's individual governmental major and nonmajor funds, internal service funds, and fiduciary funds in the aggregate, including the applicable allowances for uncollectible accounts, are as follows:

	<u>Major Funds</u>	<u>Non-Major Funds</u>	<u>Total</u>
	<u>General Fund</u>	<u>Other Governmental Funds</u>	<u>Governmental Funds</u>
Receivables:			
Property taxes	\$ 13,985,472	\$ 141,401	\$ 14,126,873
Accounts	120,619	1,080	121,699
Due from other governments	2,240,197	21,870	2,262,067
Accrued interest	<u>41,656</u>	<u> </u>	<u>41,656</u>
Gross receivables	16,387,944	164,351	16,552,295
Less Allowance for Uncollectible:			
Property taxes	<u>161,854</u>	<u>552</u>	<u>162,406</u>
Net receivables	<u>\$ 16,226,090</u>	<u>\$ 163,799</u>	<u>\$ 16,389,889</u>

MATAGORDA COUNTY, TEXAS

Notes to the Financial Statements

For The Year Ended December 31, 2018

NOTE 4 - RECEIVABLES, UNCOLLECTIBLE ACCOUNTS, DEFERRED OUTFLOWS AND INFLOWS OF RESOURCES AND UNEARNED REVENUES - Continued

Receivables From Other Governments

The County participates in a variety of federal and state programs from which it receives grants to, partially or fully, finance certain activities. In addition, the County receives entitlements from the State through the legislative actions and taxes collected by the State on behalf of the County (other taxes). All federal grants shown below are either direct or passed through state or local agencies and are reported on the financial statements as due from other governments.

Amounts due from federal, state, and local governments as of December 31, 2018 are summarized below:

	<u>Federal Grants</u>	<u>State Grants</u>	<u>Other</u>	<u>Total</u>
Major Governmental Funds:				
General fund	\$ 160,392	\$ 7,263	\$ 2,072,542	\$ 2,240,197
Non-major governmental funds	<u> </u>	<u> </u>	<u>21,870</u>	<u>21,870</u>
Total	<u>\$ 160,392</u>	<u>\$ 7,263</u>	<u>\$ 2,094,412</u>	<u>\$ 2,262,067</u>

Judicial Receivables

Judicial receivables are reported in the governmental activities statement of net position. Since these receivables do not represent current available resources, they are not reported in the governmental funds balance sheet. The allowance for uncollectible receivables related to the County's various court assessments is determined based on historical experience and evaluation of collectability in relation to the aging of customer accounts. The following is a summary of the receivable and allowance for uncollectible as of December 31, 2018:

	<u>Judicial Receivable</u>	<u>Allowance for Uncollectible Accounts</u>	<u>Net Receivable</u>
Judicial Receivables:			
Justice of the Peace	\$ 4,825,393	\$ 2,842,595	\$ 1,982,798
County Courts	2,265,769	1,511,020	754,749
District Courts	<u>6,409,922</u>	<u>6,228,739</u>	<u>181,183</u>
Total	<u>\$ 13,501,084</u>	<u>\$ 10,582,354</u>	<u>\$ 2,918,730</u>

Governmental Funds

Governmental funds report deferred inflows of resources in connection with receivables for revenues that are not considered to be available to liquidate liabilities of the current period. Governmental funds also defer revenue recognition in connection with resources that have been received, but not yet earned. As of December 31, 2018, the various components of deferred inflows of resources and unearned revenue reported in the governmental funds were as follows:

MATAGORDA COUNTY, TEXAS

Notes to the Financial Statements

For The Year Ended December 31, 2018

NOTE 4 - RECEIVABLES, UNCOLLECTIBLE ACCOUNTS, DEFERRED OUTFLOWS AND INFLOWS OF RESOURCES AND UNEARNED REVENUES - Continued

Governmental Funds - continued

	<u>Governmental Funds</u>		
	General	Other	
	Fund	Governmental	Total
	<u> </u>	<u> </u>	<u> </u>
Deferred Inflows of Resources:			
Delinquent property taxes			
receivable	\$ 19,332,072	\$ 196,814	\$ 19,528,886
Unearned Revenue:			
State grants		91,512	91,512
Other	<u>62,511</u>	<u> </u>	<u>62,511</u>
Total	<u>\$ 19,394,583</u>	<u>\$ 288,326</u>	<u>\$ 19,682,909</u>

Governmental Activities

Governmental activities defer the recognition of pension expense for contributions made from the measurement date to the current year end of December 31, 2018 and report these as deferred outflows of resources. Governmental activities also defer revenue recognition in connection with resources that have been received, but not yet earned and report these amounts as a deferred inflow of resources. Further, for governmental activities, like governmental funds, defer revenue recognition in connection with resources that have been received, but not yet earned and report these amounts as a liability (unearned revenue).

As of December 31, 2018, the various components of deferred outflows and inflows of resources and unearned revenue reported in the governmental activities were as follows:

<u>Governmental Activities:</u>	<u>Deferred</u>	<u>Deferred</u>	<u>Unearned</u>
	<u>Outflows of</u>	<u>Inflows of</u>	<u>Revenue</u>
	<u>Resources</u>	<u>Resources</u>	<u> </u>
Pension Related:			
Differences between expected and actual experience	\$ 48,547	\$ 830,725	\$
Differences between projected and actual investment			
earnings	1,626,628	2,413,208	
Changes in assumptions	330,089		
Subsequent contributions	1,441,803		
Property taxes		18,778,704	
Unearned Revenue:			
State grants			91,512
Self-insurance			209,111
Other			<u>62,511</u>
Totals	<u>\$ 3,447,067</u>	<u>\$ 22,022,637</u>	<u>\$ 363,134</u>

MATAGORDA COUNTY, TEXAS

Notes to the Financial Statements

For The Year Ended December 31, 2018

NOTE 5 - INTERFUND RECEIVABLES, PAYABLES AND TRANSFERS

Interfund receivables and payables at December 31, 2018 consisted of the following:

<u>Receivable Fund</u>	<u>Payable Fund</u>	<u>12-31-18</u>
General Fund	Other Governmental Funds	\$ 531,069
Other Governmental Funds	General Fund	<u>875</u>
Total		<u>\$ 531,944</u>

Interfund receivables and payables represent short-term borrowings primarily for cash flow purposes. These include short-term borrowings for reimbursement grants and some revenue or expenditures/expense adjustments between funds at or near year-end.

Interfund transfers for the year ended December 31, 2018 consisted of the following individual fund transfers in and transfers out:

<u>Transferring Fund</u>	<u>Receiving Fund</u>	<u>12-31-18</u>
General Fund	Other Governmental Funds	\$ 7,000
Other Governmental Funds	General Fund	<u>27,499</u>
Total		<u>\$ 34,499</u>

The Commissioners Court approved these transfers, as transfers of operational funds to cover planned expenditures/expenses.

NOTE 6 - CAPITAL ASSETS

Capital Transactions

	<u>Balance 01-01-18</u>	<u>Additions</u>	<u>Retirements</u>	<u>Adjustments & Transfers</u>	<u>Balance 12-31-18</u>
Governmental Activities:					
Capital Assets, Not Depreciated:					
Land	\$ 1,381,351	\$ 59,509	\$	\$	\$ 1,440,860
Construction in progress	<u>87,613</u>	<u>68,412</u>	<u></u>	<u>(156,025)</u>	<u>-0-</u>
Total capital assets not being depreciated	<u>1,468,964</u>	<u>127,921</u>	<u>-0-</u>	<u>(156,025)</u>	<u>1,440,860</u>
Capital Assets, Being Depreciated:					
Vehicles and equipment	13,795,497	548,080	222,156	156,025	14,277,446
Buildings and improvements	15,395,170	173,574			15,568,744
Infrastructure	<u>46,133,566</u>	<u>1,129,330</u>	<u>477,899</u>	<u></u>	<u>46,784,997</u>
Total capital assets being depreciated	<u>75,324,233</u>	<u>1,850,984</u>	<u>700,055</u>	<u>156,025</u>	<u>76,631,187</u>

(continued)

MATAGORDA COUNTY, TEXAS

Notes to the Financial Statements

For The Year Ended December 31, 2018

NOTE 6 - CAPITAL ASSETS - Continued

Capital Transactions - continued

	Balance 01-01-18	Additions	Retirements	Adjustments & Transfers	Balance 12-31-18
Less Accumulated Depreciation For:					
Vehicles and equipment	\$ 8,986,117	\$ 904,871	\$ 199,552	\$	\$ 9,691,436
Buildings and improvements	6,626,649	332,183			6,958,832
Infrastructure	<u>37,556,847</u>	<u>516,067</u>			<u>38,072,914</u>
Total accumulated depreciation	<u>53,169,613</u>	<u>1,753,121</u>	<u>199,552</u>	<u>-0-</u>	<u>54,723,182</u>
Total capital assets being depreciated, net	<u>22,154,620</u>	<u>97,863</u>	<u>500,503</u>	<u>156,025</u>	<u>21,908,005</u>
Governmental activities capital assets, net	<u>\$ 23,623,584</u>	<u>\$ 225,784</u>	<u>\$ 500,503</u>	<u>\$ -0-</u>	<u>\$ 23,348,865</u>

During the year ended December 31, 2018, the County received equipment from various sources totaling \$ 194,818.

Depreciation

Depreciation expense was charged as direct expense to functional categories of the County as follows:

	<u>12-31-18</u>
Governmental Activities:	
General government	\$ 155,346
Justice system	3,080
Public safety	194,822
Corrections and rehabilitations	7,092
Community and economic development	13,626
Infrastructure and environmental services	<u>1,379,155</u>
Total depreciation expense	<u>\$ 1,753,121</u>

Construction Commitments

There were no construction commitments as of December 31, 2018.

MATAGORDA COUNTY, TEXAS

Notes to the Financial Statements

For The Year Ended December 31, 2018

NOTE 7 - DISAGGREGATION OF ACCOUNTS AND ACCRUED LIABILITIES PAYABLE

Accounts and accrued liabilities payable as of December 31, 2018, for the government's individual governmental major and nonmajor funds, and fiduciary funds in the aggregate are as follows:

	Governmental Funds			Fiduciary Funds
	General Fund	Other Governmental Funds	Total	
Accounts and Accrued Liabilities Payable:				
Vendors	\$ 692,162	\$ 14,659	\$ 706,821	\$ 17,219
Other governments	137,869	629	138,498	55,940
Accrued compensation	371,123		371,123	
Due to others	178,709	181,988	360,697	
 Total	 \$ 1,379,863	 \$ 197,276	 \$ 1,577,139	 \$ 73,159

NOTE 8 - LONG-TERM DEBT

Certificate of Obligation Bonded Debt

Certificates of obligations payable at December 31, 2018, are summarized as follows:

	Interest Rate %	Series Dates			Bonds Outstanding 12-31-18
		Issued	Maturity	Callable	
Certificates of Obligation Bonds Taxable Series 2015	1.704 - 4.627	2015	2035	2025	2,535,000
 Total					 \$ 2,535,000

Certificates of obligation bond transactions for the year ended December 31, 2018 were as follows:

Bonds outstanding, January 1, 2018	\$ 2,645,000
Maturities	(110,000)
 Bonds outstanding, December 31, 2018	 \$ 2,535,000

MATAGORDA COUNTY, TEXAS

Notes to the Financial Statements

For The Year Ended December 31, 2018

NOTE 8 - LONG-TERM DEBT - Continued

Certificate of Obligation Bonded Debt - continued

The bond ordinances require that a tax be levied sufficient to pay current interest and create a sinking fund of not less than the amount to pay current principal and interest. The current year tax levy was set to utilize the excess fund balance above the bond ordinance requirement. For the year ended December 31, 2018, the amount of ad valorem taxes collected for interest and sinking were \$ 196,015, while the debt service requirements for principal and interest was \$ 191,737. The bond resolutions provide no express remedies in the event of default and make no provision for acceleration of maturity of the bonds.

On August 24, 2015 the County sold \$ 2,750,000 of Certificate of Obligation Bonds, Taxable Series 2015. These bonds were issued for the purpose of county-wide improvements to various capital assets within the County.

The following is a summary of certificate of obligation bond requirements by year as of December 31, 2018:

<u>Year Ending December 31,</u>	<u>Principal</u>	<u>Interest</u>	<u>Total Requirement</u>
2019	\$ 115,000	\$ 77,963	\$ 192,963
2020	115,000	74,513	189,513
2021	120,000	70,988	190,988
2022	125,000	67,313	192,313
2023	130,000	63,488	193,488
2024-2028	715,000	255,113	970,113
2029-2033	840,000	137,219	977,219
2034-2035	<u>375,000</u>	<u>13,209</u>	<u>388,209</u>
 Total	 <u>\$ 2,535,000</u>	 <u>\$ 759,806</u>	 <u>\$ 3,294,806</u>

Changes in Long-Term Debt

Transactions for the year ended December 31, 2018 are summarized as follows:

	<u>Balance 01-01-18</u>	<u>Issues or Additions</u>	<u>Payments or Expenditures</u>	<u>Balance 12-31-18</u>	<u>Due Within One Year</u>
Governmental Type Activities:					
Certificate of obligation bonds	\$ 2,645,000	\$	\$ 110,000	\$ 2,535,000	\$ 115,000
Capital leases	1,129,820		365,036	764,784	376,517
Compensated absences	450,170	362,954	323,812	489,312	489,312
Net pension liability	6,344,912	598,668	3,549,880	3,393,700	
Total OPEB liability	21,715,989	1,988,430	952,000	22,752,419	
Premium on bonds	<u>53,129</u>		<u>3,057</u>	<u>50,072</u>	<u>3,057</u>
 Total governmental activities	 <u>\$ 32,339,020</u>	 <u>\$ 2,950,052</u>	 <u>\$ 5,303,785</u>	 <u>\$ 29,985,287</u>	 <u>\$ 983,886</u>

MATAGORDA COUNTY, TEXAS

Notes to the Financial Statements

For The Year Ended December 31, 2018

NOTE 8 - LONG-TERM DEBT - Continued

Changes in Long-Term Debt - continued

Bonded debt is funded primarily by property taxes from the Debt Service Fund. Compensated absences are payable by the fund in which the individual positions are budgeted. General Fund and the various special revenue funds have been used to fund current pension and OPEB costs.

NOTE 9 - CAPITAL LEASES PAYABLE

Capital Leases

The County has entered into several capital lease agreements for the purchase of vehicles and equipment. Payments for the leases during the year ended amounted to principal in the amount of \$ 365,036 and interest in the amount of \$ 35,514. Payments, including interest for vehicles and equipment are due as follows as of December 31, 2018:

Year Ended <u>December 31,</u>	
2019	\$ 400,084
2020	231,640
2021	88,346
2022	<u>88,344</u>
Total future lease payments	808,414
Less: Amount representing interest	<u>(43,630)</u>
	<u>\$ 764,784</u>

NOTE 10 - TEXAS COUNTY AND DISTRICT RETIREMENT SYSTEM PENSION PLAN

Plan Description - The County provides retirement, disability, and death benefits for all of its full-time employees through a non-traditional defined benefit pension plan in the statewide Texas County and District Retirement System (TCDRS). The Board of Trustees of TCDRS is responsible for the administration of the statewide agent multiple-employer public employee retirement system consisting of more than 760 non-traditional defined benefit plans. TCDRS in the aggregate issues a comprehensive annual financial report (CAFR) on a calendar year basis. The CAFR is available upon written request from the TCDRS Board of Trustees at P.O. Box 2034, Austin, TX 79768-2034.

MATAGORDA COUNTY, TEXAS

Notes to the Financial Statements

For The Year Ended December 31, 2018

NOTE 10 - TEXAS COUNTY AND DISTRICT RETIREMENT SYSTEM PENSION PLAN - Continued

The plan provisions are adopted by the governing body of the employer, within the options available in the Texas state statutes governing TCDRS (TCDRS Act). Members can retire at age 60 and above with 8 or more years of service, with 30 years of service regardless of age, or when the sum of their age and years of service equals 75 or more. Members are vested after 8 years of service, but must leave their accumulated contributions in the plan to receive any employer-financed benefit. Members who withdraw their personal contributions in a lump sum are not entitled to any amounts contributed by their employer.

All eligible employees of the County are required to participate in TCDRS.

The plan provisions are adopted by Commissioner’s Court of the County, within the options available in the state statutes governing TCDRS. Plan provisions for the County were as follows:

	<u>Plan Year 2017</u>	<u>Plan Year 2018</u>
Employee deposit rate	7.00%	7.00%
Employer deposit rate	14.83%	14.83%
Matching ratio (County to employee)	2 to 1	2 to 1
Years required for vesting	8	8
Service retirement eligibility (expressed as age/years of service)	60/8, 0/30	60/8, 0/30

Employees Covered by Benefit Terms:

At the December 31, 2017 valuation and measurement date, the following employees were covered by the benefit terms:

Inactive employees or beneficiaries currently receiving benefits	197
Inactive employees entitled to but not yet receiving benefits	145
Active employees	<u>245</u>
	<u><u>587</u></u>

Contributions - The contribution rates for employees in TCDRS are either 4%, 5%, 6%, or 7% of employee compensation, and the employer matching percentages are either 100%, 150%, or 200%, both as adopted by the governing body of the employer. Under the state laws governing TCDRS, the contribution rate for each employer is determined annually by the actuary, using the Entry Age Normal (EAN) actuarial cost method. Participating employers are required to contribute at the actuarially determined rates to ensure adequate funding for each employer’s plan. Employer contribution rates are determined annually and approved by the TCDRS Board of Trustees.

Each employer has the opportunity to make additional contributions in excess of its annual required contribution rate either by adopting an elected rate that is higher than the required rate or by making additional contributions on an ad hoc basis. Employers may make additional contributions to pay down their liabilities faster, pre-fund benefit enhancements and/or buffer against future adverse experience. In addition, employers annually review their plans and may adjust benefits and costs based on their local needs and budgets. Although accrued benefits may not be reduced, employers may reduce future benefit accruals and immediately reduce costs.

MATAGORDA COUNTY, TEXAS

Notes to the Financial Statements

For The Year Ended December 31, 2018

NOTE 10 - TEXAS COUNTY AND DISTRICT RETIREMENT SYSTEM PENSION PLAN - Continued

Employees of the County were required to contribute 7% of their annual compensation during the fiscal year. The County's required contribution rates of 13.64% and 14.32% in calendar years 2018 and 2017, respectively. The County's contributions to TCDRS for the year ended December 31, 2018 were \$ 1,394,280.

Net Pension Liability/Asset - The County's Net Pension Liability/Asset (NPL/NPA) was measured as of December 31, 2017, and the Total Pension Liability (TPL) used to calculate the Net Pension Liability/Asset was determined by an actuarial valuation as of that date.

Actuarial Assumptions:

The Total Pension Liability in the December 31, 2017 actuarial valuation was determined using the following actuarial assumptions:

Inflation	2.75% per year
Overall payroll growth	3.25% per year
Investment Rate of Return	8.00%, net of pension plan investment expense, including inflation

Except where indicated in the section of this GASB 68 report entitled "Actuarial Methods and Assumptions Used for GASB Calculations", the assumptions used in this analysis for the December 31, 2017 financial reporting metrics are the same as those used in the December 31, 2017 actuarial valuation analysis for Matagorda County.

Following is a description of the assumptions used in the December 31, 2017 actuarial valuation analysis for Matagorda County. This information may also be found in the Matagorda County December 31, 2017 Summary Valuation Report.

Economic Assumptions:

TCDRS System-Wide Economic Assumptions

Real rate of return	5.25%
Inflation	2.75%
Long-term investment return	8.00%

The assumed long-term investment return of 8% is net after investment and administrative expenses. It is assumed returns will equal the nominal annual rate of 8% for calculating the actuarial accrued liability and the normal cost contribution rate for the retirement plan of each participating employer.

The annual salary increase rates assumed for individual members vary by length of service and by entry-age group. The annual rates consist of a general wage inflation component of 3.25% (made up of 2.75% inflation and 0.5% productivity increase assumptions) and a merit, promotion and longevity component that on average approximates 1.6% per year for a career employee.

Employer Specific Economic Assumptions

Growth in membership	0.00%
Payroll growth	3.25%

The payroll growth assumption is for the aggregate covered payroll of an employer.

MATAGORDA COUNTY, TEXAS

Notes to the Financial Statements

For The Year Ended December 31, 2018

NOTE 10 - TEXAS COUNTY AND DISTRICT RETIREMENT SYSTEM PENSION PLAN - Continued

The long-term expected rate of return on pension plan investments is 8.10%. The pension plan’s policy in regard to the allocation of invested assets is established and may be amended by the TCDRS Board of Trustees. Plan assets are managed on a total return basis with an emphasis on both capital appreciation as well as the production of income, in order to satisfy the short-term and long-term funding needs of TCDRS.

The long-term expected rate of return on TCDRS assets is determined by adding expected inflation to expected long-term real returns, and reflecting expected volatility and correlation. The capital market assumptions and information shown below are provided by TCDRS’ investment consultant, Cliffwater LLC. The numbers shown are based on the January 2018 information for a 10 year horizon. The valuation assumption for long-term expected return is re-assessed at a minimum of every four years, and is set based on a 30-year time horizon. The most recent analysis was performed in 2017. The target allocation and best estimates of arithmetic real rates of return for each major asset class are summarized in the following table:

Asset Class	Benchmark	Target Allocation ⁽¹⁾	Geometric Real Rate of Return (Expected minus Inflation) ⁽²⁾
US Equities	Dow Jones U.S. Total Stock Market Index	11.50%	4.55%
Private Equities	Cambridge Associates Global Private Equity & Venture Capital Index ⁽³⁾	16.00%	7.55%
Global Equities	MSCI World (net) index	1.50%	4.85%
International Equities – Developed	MSCI World Ex USA (net) index	11.00%	4.55%
International Equities - Emerging	MSCI EM Standard (net) index	8.00%	5.55%
Investment-Grade Bonds	Bloomberg Barclays U.S. Aggregate Bond Index	3.00%	0.75%
Strategic Credit	FTSE High-Yield Cash-Pay Capped Index	8.00%	4.12%
Direct Lending	S&P/LSTA Leveraged Loan Index	10.00%	8.06%
Distressed Debt	Cambridge Associates Distressed Securities Index ⁽⁴⁾	2.00%	6.30%
REIT Equities	67% FTSE NAREIT Equity REITs Index + 33% FTSE EPRA/NAREIT Global Real Estate Index	2.00%	4.05%
Master Limited Partnerships (MLPs)	Alerian MLP Index	3.00%	6.00%
Private Real Estate Partnerships	Cambridge Associates Real Estate Index ⁽⁵⁾	6.00%	6.25%
Hedge Funds	Hedge Fund Research, Inc. (HFRI) Fund Of Funds Composite Index	<u>18.00%</u>	4.10%
Total		<u><u>100.00%</u></u>	8.10%

⁽¹⁾ Target asset allocation adopted at the April 2018 TCDRS Board meeting.

⁽²⁾ Geometric real rates of return equal the expected return minus the assumed inflation rate of 1.95%, per Cliffwater’s 2018 capital market assumptions

⁽³⁾ Includes vintage years 2006-present of Quarter Pooled Horizon IRRs.

⁽⁴⁾ Includes vintage years 2005-present of Quarter Pooled Horizon IRRs.

⁽⁵⁾ Includes vintage years 2007-present of Quarter Pooled Horizon IRRs.

MATAGORDA COUNTY, TEXAS

Notes to the Financial Statements

For The Year Ended December 31, 2018

NOTE 10 - TEXAS COUNTY AND DISTRICT RETIREMENT SYSTEM PENSION PLAN - Continued

Discount Rate – The discount rate is the single rate of return that, when applied to all projected benefit payment results in an actuarial present value of projected benefit payments equal to the total of the following:

1. The actuarial present value of benefit payments projected to be made in future periods in which (a) the amount of the pension plan's fiduciary net position is projected to be greater than the benefit payments that are projected to be made in that period and (b) pension plan assets up to that point are expected to be invested using a strategy to achieve the long-term rate of return, calculated using the long-term expected rate of return on pension plan investments.
2. The actuarial present value of projected benefit payments not include in (1), calculated using the municipal bond rate.

Therefore, if plan investments in a given future year are greater than projected benefit payments in that year and are invested such that they are expected to earn the long-term rate of return, the discount rate applied to projected benefit payments in that year should be the long-term expected rate of return on plan investments. If future years exist where this is not the case, then an index rate reflecting the yield on a 20-year, tax-exempt municipal bond should be used to discount the projected benefit payments for those years.

The determination of a future date when plan investments are not sufficient to pay projected benefit payments is often referred to as a depletion date projection. A depletion date projection compares projections of the pension plan's fiduciary net position to projected benefit payments and aims to determine a future value, if one exists, when the fiduciary net position is projected to be less than projected benefit payments. If an evaluation of the sufficiency of the projected fiduciary net position compared to projected benefit payments can be made with sufficient reliability without performing a depletion date projection, alternative methods to determine sufficiency may be applied.

In order to determine the discount rate to be used by the employer we have used an alternative method to determine the sufficiency of the fiduciary net position in all future years. Our alternative method reflects the funding requirements under the employer's funding policy and the legal requirements under the TCDRS Act.

1. TCDRS has a funding policy where the Unfunded Actuarial Accrued Liability (UAAL) shall be amortized as a level percent of pay over 20-year closed layered periods.
2. Under the TCDRS Act, the employer is legally required to make the contribution specified in the funding policy.
3. The employer's assets are projected to exceed its accrued liabilities in 20 years or less. When this point is reached, the employer is still required to contribute at least the normal cost.
4. Any increased cost due to the adoption of a COLA is required to be funded over a period of 15 years, if applicable.

Based on the above, the projected fiduciary net position is determined to be sufficient compared to projected benefit payments. Based on the expected level of cash flows and investment returns to the system, the fiduciary net position as a percentage of total pension liability is projected to increase from its current level in future years.

MATAGORDA COUNTY, TEXAS

Notes to the Financial Statements

For The Year Ended December 31, 2018

NOTE 10 - TEXAS COUNTY AND DISTRICT RETIREMENT SYSTEM PENSION PLAN - Continued

Since the projected fiduciary net position is projected to be sufficient to pay projected benefit payments in all future years, the discount rate for purposes of calculating the total pension liability and net pension liability of the employer is equal to the long-term assumed rate of return on investments. This long-term assumed rate of return should be net of investment expenses, but gross of administrative expenses for GASB 68 purposes. Therefore, we have used a discount rate of 8.10%. This rate reflects the long-term assumed rate of return on assets for funding purposes of 8.00%, net of all expenses, increased by 0.10% to be gross of administrative expenses.

	Increase (Decrease)		
	Total Pension Liability (a)	Plan Fiduciary Net Position (b)	Net Pension Liability (a)-(b)
Balance as of December 31, 2016	\$ 52,318,873	\$ 45,973,961	\$ 6,344,912
Changes for the Year:			
Service cost	1,179,188		1,179,188
Interest on total pension liability ⁽¹⁾	4,206,623		4,206,623
Effect of plan changes ⁽²⁾			-0-
Effect of economic/demographic gains or losses	64,730		64,730
Effect of assumptions changes or inputs	253,616		253,616
Refunds of contributions	(130,622)	(130,622)	-0-
Contributions – employer		1,375,431	(1,375,431)
Contributions – employee		649,226	(649,226)
Net investment income		6,691,662	(6,691,662)
Benefit payment,	(3,060,401)	(3,060,401)	-0-
Administrative expense		(34,208)	34,208
Other changes ⁽³⁾		(26,742)	26,742
Balance as of December 31, 2017	<u>\$ 54,832,007</u>	<u>\$ 51,438,307</u>	<u>\$ 3,393,700</u>

⁽¹⁾ Reflects the change in the liability due to the time value of money. TCDRS does not charge fees or interest.

⁽²⁾ No plan changes valued.

⁽³⁾ Relates to allocation of system-wide items.

Sensitivity Analysis - The following presents the net pension liability of the county, calculated using the discount rate of 8.10%, as well as what the County's net pension liability would be if it were calculated using a discount rate of 1 percentage-point lower (7.10%) or 1 percentage-point higher (9.10%) than the current rate:

	1% Decrease In Discount Rate (7.10%)	Discount Rate (8.10%)	1% Increase In Discount Rate (9.10%)
Total pension liability	\$ 61,179,576	\$ 54,832,007	\$ 49,426,940
Fiduciary net position	<u>51,438,307</u>	<u>51,438,307</u>	<u>51,438,307</u>
Net pension liability / (asset)	<u>\$ 9,741,269</u>	<u>\$ 3,393,700</u>	<u>\$ (2,011,367)</u>

MATAGORDA COUNTY, TEXAS

Notes to the Financial Statements

For The Year Ended December 31, 2018

NOTE 10 - TEXAS COUNTY AND DISTRICT RETIREMENT SYSTEM PENSION PLAN - Continued

<i>Pension Expense (Income):</i>	<u>Year Ended 12-31-17</u>
Service cost	\$ 1,179,188
Interest on total pension liability ⁽¹⁾	4,206,623
Effect of plan changes	-0-
Administrative expenses	34,208
Member contributions	(649,226)
Expected investment return net of investment expenses	(3,675,152)
Recognition of deferred inflows/outflows of resources:	
Recognition of economic/demographic gains or losses	(330,595)
Recognition of assumption changes or inputs	203,281
Recognition of investment gains or losses	241,049
Other ⁽²⁾	<u>26,743</u>
Pension expense (income)	<u>\$ 1,236,119</u>

⁽¹⁾ Reflects the change in the liability due to the time value of money. TCDRS does not charge fees or interest.

⁽²⁾ Related to allocation of system-wide items.

Deferred Inflows and Outflows - At December 31, 2018, the County reported deferred outflows of resources and deferred inflows of resources related to pensions from the following sources:

	<u>Deferred Outflows of Resources</u>	<u>Deferred Inflows of Resources</u>
Differences between expected and actual economic experience	\$ 48,547	\$ 830,725
Difference between projected and actual investment earnings	1,626,628	2,413,208
Changes in assumptions	330,089	
Contributions subsequent to the measurement date ⁽³⁾	<u>1,441,803</u>	
Totals	<u>\$ 3,447,067</u>	<u>\$ 3,243,933</u>

Amounts currently reported as deferred outflows of resources and deferred inflows of resources related to pensions, excluding contributions made subsequent to the measurement date, will be recognized in pension expenses as follows:

<u>Year Ended December 31,</u>	
2018	\$(43,672)
2019	(115,916)
2020	(475,779)
2021	(603,302)
2022	-0-
Thereafter ⁽⁴⁾	-0-

⁽³⁾ If eligible employer contributions were made subsequent to the measurement date through the employer's fiscal year end, the employer should reflect these contributions, adjusted as outlined in GASB No. 71.

⁽⁴⁾ Total remaining balance to be recognized in future years, if any. Note that additional deferred inflows and outflows of resources may impact these numbers.

MATAGORDA COUNTY, TEXAS

Notes to the Financial Statements

For The Year Ended December 31, 2018

NOTE 11 - POSTEMPLOYMENT BENEFITS OTHER THAN PENSIONS (OPEB)

Plan Description - The County’s defined benefit OPEB plan provides medical and prescription drug benefits to plan members of the County. The plan is a single-employer defined benefit OPEB plan administered by the County. Local Government Code Section 157.101 assigns the authority to establish and amend benefit provisions to Commissioners Court. No assets are accumulated in a trust that meets the criteria in paragraph 4 of Statement 75.

Benefits Provided - The plan provides medical and prescription drug benefits for retirees. Benefits are provided by a self-insured plan through the Texas Association of Counties Health and Employee Benefits Pool for the medical plan under age 65. The Medicare Supplement is underwritten by Hartford Life & Accident Insurance Company. A Medicare supplement is available for Medicare eligible retirees with the County. The retiree is responsible for paying any additional costs for dependent coverage elected.

The following table provides a summary of the number of participants in the plan as of December 31, 2018:

Inactive plan members or beneficiaries currently receiving benefits	107
Inactive plan members entitled to but not yet receiving benefits	0
Active plan members	<u>196</u>
	<u><u>303</u></u>

Contributions - Local Government Code Section 157.102 assigns to Commissioners Court the authority to establish and amend contribution requirements of the plan members. The County may contribute all, part of, or none of the premium payment. The County’s contribution, if any, will be determined annually by Commissioners Court during the County budget process and will be effective on a fiscal year basis. The County does not contribute toward the cost of coverage for retirees who do not meet the eligibility requirements. The County pays no more for retiree healthcare than the premium it pays for active employees.

The plan is funded on a pay-as-you-go basis. For the year ended December 31, 2018, the total benefit payments made to the plan were \$ 952,000. The total benefit payments made include explicit benefit payments made by the County of \$ 952,000.

Total OPEB Liability - The County’s total OPEB liability of \$ 22,752,419 was measured as of December 31, 2018, and was determined by an actuarial valuation as of that date.

Actuarial assumptions and other inputs - The total OPEB liability in the December 31, 2018 actuarial valuation was determined using the following actuarial assumptions and other inputs, applied to all periods included in the measurement, unless otherwise specified:

Actuarial cost method	Individual Entry-Age
Discount rate	4.10%
Inflation	3.00%
Salary increases	3.50%
Health care trend rates	Initial rate of 8.00% grading to an ultimate rate of 5.00% after 7 years

Mortality rates were based on the RPH-2014 Total Table with projection MP-2018.

MATAGORDA COUNTY, TEXAS

Notes to the Financial Statements

For The Year Ended December 31, 2018

NOTE 11 - POSTEMPLOYMENT BENEFITS OTHER THAN PENSIONS (OPEB) - Continued

The actuarial assumptions used in the December 31, 2018 valuation were based on the experience study covering the four-year period ending December 31, 2017, as conducted for the Texas County and District Retirement System.

Discount Rate - For plans that do not have formal assets, the discount rate should equal the tax-exempt municipal bond rate based on an index of a 20-year general obligation bond with an average AA credit rating as of the measurement date. For the purpose of this valuation, the municipal bond rate is 4.10% (based on the daily rate closest to but not later than the measurement date of the "Bond Buyer GO-20 bond index").

Changes in Total OPEB Liability - The changes in the total OPEB liability as of December 31, 2018 are as follows:

	<u>Total OPEB Liability</u>
Service cost	\$ 1,073,574
Interest on total OPEB liability	914,856
Benefit payments	<u>(952,000)</u>
Net change in total OPEB liability	1,036,430
Total OPEB liability, December 31, 2017	<u>21,715,989</u>
Total OPEB liability, December 31, 2018	<u>\$ 22,752,419</u>

Sensitivity of the total OPEB liability to changes in the discount rate - The following presents the total OPEB liability of the County, calculated using the discount rate of 4.10%, as well as what the County's total OPEB liability would be if it were calculated using a discount rate of 1 percentage-point lower (3.10%) or 1 percentage-point higher (5.10%) than the current rate:

	<u>1% Decrease In Discount Rate (3.10%)</u>	<u>Discount Rate (4.10%)</u>	<u>1% Increase In Discount Rate (5.10%)</u>
Total OPEB liability	\$ 26,671,301	\$ 22,752,419	\$ 19,648,784

Sensitivity of the total OPEB liability to changes in the healthcare cost trend rates - The following presents the total OPEB liability of the County, calculated using the healthcare cost trend rate of 8.00%, as well as what the County's total OPEB liability would be if it were calculated using a healthcare cost trend rate of 1 percentage-point lower (7.00%) or 1 percentage-point higher (9.00%) than the current rate:

	<u>1% Decrease In Discount Rate (7.00%)</u>	<u>Discount Rate (8.00%)</u>	<u>1% Increase In Discount Rate (9.00%)</u>
Total OPEB liability	\$ 19,374,080	\$ 22,752,419	\$ 27,118,478

MATAGORDA COUNTY, TEXAS

Notes to the Financial Statements

For The Year Ended December 31, 2018

NOTE 11 - POSTEMPLOYMENT BENEFITS OTHER THAN PENSIONS (OPEB) - Continued

	<u>Year Ended</u> <u>12-31-18</u>
<i>Total OPEB Expense:</i>	
Service cost	\$ 1,073,574
Interest on total OPEB liability	<u>914,856</u>
Total OPEB expense	<u>\$ 1,988,430</u>

Deferred Inflows and Outflows - At December 31, 2018, the County did not report any deferred outflows of resources and deferred inflows of resources related to OPEB.

NOTE 12 - SELF INSURANCE HEALTH COVERAGE

During the year ended December 31, 2014 employees of the County were covered by a health insurance plan (the Plan). The County contributed monthly per employee, spouse, child and family to the Plan. Employees, at their option, authorized payroll withholdings to pay contributions for dependents in excess of the County contribution. All contributions were paid to a third party administrator, acting on behalf of the self-funded pool. The plan was authorized by Article 3.51-2., Texas Insurance Code and was documented by contractual agreement. The contract between the County and the third party administrator is renewable October 1, 2017, and terms of coverage and contribution costs are included in the contractual provisions. In accordance with state statute, the County was protected against unanticipated catastrophic individual or aggregate loss b stop-loss coverage carried through Texas Association of Counties Health Employee Benefit Program and Blue Cross Blue Shield of Texas, a commercial insurer licensed or eligible to do business in Texas in accordance with the Texas Insurance Code. Stop-loss coverage was in effect for individual claims exceeding \$ 100,000 and for aggregate loss. Other governmental entities and/or their employees contributed to the self-insurance pool which was operated under contractual provisions of Article 4413(32c), Interlocal Cooperation Act. Each member to the extent its benefit plan is self-insured, remain responsible for the payment of benefits under the benefit plan in the event HEBP fails to make such payments.

The internal service fund is funded by charges to the County's other funds and other governmental units and is based upon a predetermined fixed amount per employee, spouse, child and family. Liabilities of the fund are reported when it is probable that a loss has occurred and the amount of the loss can be reasonable estimated. The County considers claims paid in the three months following the fiscal year end to be a reasonable estimate of claims liability.

Changes in the balance of claims liabilities during the past two years are as follows:

	<u>2017</u>	<u>2018</u>
Unpaid claims, beginning	\$ 134,530	\$ 239,535
Claims incurred	2,418,383	1,874,753
Claims paid	<u>(2,313,378)</u>	<u>(1,935,263)</u>
Unpaid claims, ending	<u>\$ 239,535</u>	<u>\$ 179,025</u>

NOTE 13 - CONTINGENCIES

The County is contingently liable in respect to lawsuits and other claims in the ordinary course of its operations. Such lawsuits include various civil claims that are currently between the stages of discovery and pleadings. The outcome of these lawsuits and other claims are not presently determinable and the resolutions of these matters are not expected to have a material effect on the financial condition of the County.

MATAGORDA COUNTY, TEXAS

Notes to the Financial Statements

For The Year Ended December 31, 2018

NOTE 14 - DEFICIT FUND BALANCES

As of December 31, 2018, one fund of the County had a deficit fund balance as itemized below:

	<u>2018</u>
Fund Balances:	
Special Revenue Funds:	
Disaster Fund	\$ 525,418

Deficit balances will either be offset by future revenues or reimbursed by other funds. The disaster fund would be reimbursed by the General Fund.

NOTE 15 - GRANTS, ENTITLEMENTS AND SHARED REVENUES

During the year ended December 31, 2018, the County applied for and received federal and state grants related to various activities. The operations of these grants are reported in the general fund and various special revenue funds. For the most part, these grants are reimbursement type grants, therefore, revenues equal expenditures. Grant revenues are classified as intergovernmental revenues. The federal financial assistance programs are covered by the requirements of the Single Audit Act and the Uniform Guidance.

The state financial assistance programs are covered by the State of Texas Single Audit Circular (Uniform Grant Management Standards). A single audit was performed on the federal financial assistance programs as the federal financial assistance programs met the \$ 750,000 threshold, while the state financial assistance programs did not.

NOTE 16 - TAX ABATEMENTS

The County enters into property tax abatement agreements with taxpayers under the State Property Tax Abatement Act, Tax Code Chapter 312. Under the act, the County may enter into a local agreement with a taxpayer that exempts all or part of the increase in the value of the real property and/or tangible personal property from taxation for a period not to exceed 10 years. Tax abatements are an economic development toll available to the County to attract new industries and to engage in the retention and development of existing businesses through property tax exemptions or reductions.

For the year ended December 31, 2018, the County abated property taxes totaling \$ 3,046,792 under this program, including the following tax abatement agreement:

- A 100 percent property tax abatement to a steel pipe production company for the construction of a new plant and to create 600 full-time jobs. The County agreed to recapture a prorated amount of abated taxes if the conditions of the agreement are not met through the claw back payment clause. The County's agreement determines the percentage amount and duration of the tax abatement which is not to exceed twenty-five years. In the case of the Company exceed the job target, the County committed to providing an additional "Surplus Job Credit" incentive to the Company.

NOTE 17 - EVALUATION OF SUBSEQUENT EVENTS

The County has evaluated subsequent events through June 26, 2019, the date which the financial statements were available to be issued.



**REQUIRED SUPPLEMENTARY
INFORMATION**

MATAGORDA COUNTY, TEXAS

**SCHEDULE OF REVENUES, EXPENDITURES, AND CHANGES IN FUND BALANCES -
BUDGET AND ACTUAL - GENERAL FUND**

Exhibit 9

For the Year Ended December 31, 2018

	General Fund			Variance with Final Budget Positive (Negative)
	Budgeted Amounts		Actual Amounts	
	Original	Final		
Revenues:				
Taxes	\$ 18,224,360	\$ 18,224,360	\$ 19,654,986	\$ 1,430,626
Licenses and permits	769,100	769,100	772,907	3,807
Intergovernmental	330,547	724,519	1,539,362	814,843
Charges for services	4,221,014	4,305,160	4,515,569	210,409
Fines	390,000	390,000	491,568	101,568
Investment income	160,000	160,000	247,789	87,789
Miscellaneous	95,500	608,611	635,117	26,506
Total revenues	<u>24,190,521</u>	<u>25,181,750</u>	<u>27,857,298</u>	<u>2,675,548</u>
Expenditures				
Current:				
General government	5,612,767	5,659,014	5,295,201	363,813
Justice system	3,664,792	3,681,426	3,480,619	200,807
Public safety	3,620,967	4,129,554	3,960,204	169,350
Corrections and rehabilitation	2,478,067	2,523,946	2,375,258	148,688
Health and human services	1,301,390	1,328,462	1,289,160	39,302
Community and economic development	1,051,692	1,130,243	1,017,848	112,395
Infrastructure and environmental services	5,926,668	5,645,596	4,811,496	834,100
Capital outlay	159,860	2,451,473	1,768,649	682,824
Debt Service:				
Principal	342,695	366,494	365,036	1,458
Interest and fiscal charges	<u>29,623</u>	<u>34,056</u>	<u>35,514</u>	<u>(1,458)</u>
Total expenditures	<u>24,188,521</u>	<u>26,950,264</u>	<u>24,398,985</u>	<u>2,551,279</u>
Excess (deficiency) of revenues over expenditures	<u>2,000</u>	<u>(1,768,514)</u>	<u>3,458,313</u>	<u>5,226,827</u>
Other Financing Sources (Uses):				
Proceeds from sale of capital assets	5,000	19,175	14,175	(5,000)
Transfers in		27,500	27,499	(1)
Transfers out	<u>(7,000)</u>	<u>(7,000)</u>	<u>(7,000)</u>	<u>-0-</u>
Total other financing sources (uses)	<u>(2,000)</u>	<u>39,675</u>	<u>34,674</u>	<u>(5,001)</u>
Net change in fund balances	-0-	(1,728,839)	3,492,987	5,221,826
Fund balances – beginning	<u>12,946,792</u>	<u>12,946,792</u>	<u>12,946,792</u>	<u>-0-</u>
Fund balances – ending	<u>\$ 12,946,792</u>	<u>\$ 11,217,953</u>	<u>\$ 16,439,779</u>	<u>\$ 5,221,826</u>

MATAGORDA COUNTY, TEXAS**REQUIRED SUPPLEMENTARY INFORMATION****TEXAS COUNTY AND DISTRICT RETIREMENT SYSTEM****SCHEDULE OF CHANGES IN NET PENSION LIABILITY AND RELATED RATIOS**

Exhibit 10

For the Ten Years Ended December 31, 2018

as of measurement date of December 31, 2017

	Year Ended December 31, 2017	Year Ended December 31, 2016	Year Ended December 31, 2015	Year Ended December 31, 2014
Total Pension Liability				
Service cost	\$ 1,179,188	\$ 1,245,749	\$ 1,061,294	\$ 1,037,018
Interest on total pension liability	4,206,623	4,084,781	3,949,923	3,723,454
Effect of plan changes			(163,313)	
Effect of assumption changes or inputs	253,616		559,506	
Effect of economic/demographic (gains) or losses	64,730	(1,306,164)	(710,572)	629,628
Benefit payments/refunds of contributions	(3,191,023)	(2,990,057)	(2,868,547)	(2,734,719)
Net Change in Total Pension Liability	2,513,134	1,034,309	1,828,291	2,655,381
Total Pension Liability – beginning	<u>52,318,873</u>	<u>51,284,564</u>	<u>49,456,273</u>	<u>46,800,892</u>
Total Pension Liability – ending (a)	<u>\$ 54,832,007</u>	<u>\$ 52,318,873</u>	<u>\$ 51,284,564</u>	<u>\$ 49,456,273</u>
Fiduciary Net Position				
Employer contributions	\$ 1,375,431	\$ 1,273,638	\$ 1,250,595	\$ 1,149,603
Member contributions	649,226	601,183	592,700	537,553
Investment Income net of investment expense	6,691,662	3,299,098	252,706	2,975,354
Benefit payments/refunds of contributions	(3,191,023)	(2,990,057)	(2,868,547)	(2,734,719)
Administrative expense	(34,208)	(35,887)	(32,500)	(34,335)
Other	(26,742)	(837,728)	(272,746)	427,674
Net Change in Fiduciary Net Position	5,464,346	1,310,247	(1,077,792)	2,321,130
Fiduciary Net Position – beginning	<u>45,973,961</u>	<u>44,663,714</u>	<u>45,741,506</u>	<u>43,420,376</u>
Fiduciary Net Position – ending (b)	<u>\$ 51,438,307</u>	<u>\$ 45,973,961</u>	<u>\$ 44,663,714</u>	<u>\$ 45,741,506</u>
Net Pension Liability, ending (a)-(b)	<u>\$ 3,393,700</u>	<u>\$ 6,344,912</u>	<u>\$ 6,620,850</u>	<u>\$ 3,714,767</u>
Fiduciary Net Position as a Percentage of Total Pension Liability	93.81%	87.87%	87.09%	92.49%
Pensionable covered payroll	\$ 9,274,658	\$ 8,564,214	\$ 8,467,148	\$ 7,679,332
Net Pension Liability as a Percentage of Covered Payroll	36.59%	74.09%	78.19%	48.37%

Note – This schedule is presented to illustrate the requirements to show information for 10 years. However, recalculations of prior years are not required, and if prior years are not reported in accordance with the standards of GASB 67/68, they should not be shown here. Therefore, we have shown only years for which the new GASB statements have been implemented.

MATAGORDA COUNTY, TEXAS
 REQUIRED SUPPLEMENTARY INFORMATION
 TEXAS COUNTY AND DISTRICT RETIREMENT SYSTEM
 SCHEDULE OF EMPLOYER CONTRIBUTIONS
 For the Ten Years Ended December 31, 2018

Exhibit 11

<u>Year Ended December 31, (Measurement Date)</u>	<u>Actuarially Determined Contribution⁽¹⁾</u>	<u>Actual Employer Contribution⁽¹⁾</u>	<u>Contribution Deficiency (Excess)</u>	<u>Pensionable Covered Payroll⁽²⁾</u>	<u>Actual Contribution as a % of Covered Payroll</u>
2009	\$ 872,032	\$ 872,032	\$ -0-	\$ 7,095,458	12.3%
2010	947,990	947,990	-0-	7,377,350	12.9%
2011	960,737	960,831	(94)	7,547,030	12.7%
2012	952,777	952,777	-0-	7,228,971	13.2%
2013	1,039,449	1,039,449	-0-	7,542,912	13.8%
2014	1,149,603	1,149,603	-0-	7,679,332	15.0%
2015	1,250,595	1,250,595	-0-	8,467,148	14.8%
2016	1,270,073	1,273,638	(3,565)	8,564,214	14.9%
2017	1,311,437	1,375,431	(63,994)	9,274,658	14.8%
2018	1,282,399	1,394,280	(111,881)	9,401,752	14.8%

⁽¹⁾ TCDRS calculates actuarially determined contributions on a calendar year basis. GASB Statement No. 68 indicates the employer should report employer contribution amounts on a fiscal year basis.

⁽²⁾ Payroll is calculated based on contributions as reported to TCDRS.

MATAGORDA COUNTY, TEXAS*REQUIRED SUPPLEMENTARY INFORMATION**SCHEDULE OF CHANGES IN TOTAL OPEB LIABILITY AND RELATED RATIOS*

Fiscal Year Ending December 31, 2018

Exhibit 12

	Year Ended December 31, <u>2018</u>
Total OPEB Liability	
Service cost	\$ 1,073,584
Interest on the Total OPEB Liability	914,856
Benefit payments	<u>(952,000)</u>
Net Change in Total OPEB Liability	1,036,430
Total OPEB Liability – Beginning	<u>21,715,989</u>
Total OPEB Liability – Ending	\$ <u><u>22,752,419</u></u>
Covered Payroll	\$ <u><u>7,592,004</u></u>
Total OPEB Liability as a Percentage of Covered Payroll	<u><u>299.69%</u></u>

Notes to Schedule:

This schedule is presented to illustrate the requirement to show information for 10 years. However, until a full 10 year trend is compiled, the County will present information for those years for which information is available.

MATAGORDA COUNTY, TEXAS

Notes to the Required Supplementary Information

For The Year Ended December 31, 2018

NOTE 1 - BUDGETARY INFORMATION

The budget law of the State of Texas provides that amounts budgeted for current expenditures from the various funds of the County shall not exceed the balances in the funds, plus the anticipated revenues for the current year as estimated by the County Auditor. The fund budgets are prepared on a basis of accounting that is used for reporting in accordance with generally accepted accounting principles. The major funds, General Fund and Road and Bridge Fund, budget and actual comparisons are presented as Required Supplementary Information at the fund level.

Although the level of budgetary control is total revenues plus available fund balance, the County adopts its budget at a line-item level for managerial control purposes. Line item level is defined for revenue purposes as the type of revenue to be derived and for expenditures purposes by department and type of expenditures (salaries and wages and employee benefits; operating expenditures; and capital outlay). Budget amendments to transfer budgeted amounts from one line item to another may be made at the discretion of the Commissioners Court.

**COMBINING AND INDIVIDUAL FUND
STATEMENTS AND SCHEDULES**

NONMAJOR GOVERNMENTAL FUNDS

Special Revenue Funds

Special revenue funds are used to account for specific revenues that are legally restricted to expenditures for particular purposes.

District Attorney Legal/Law Fund – This fund is used to account for the transactions related to hot check fees of the district attorney’s office and funds awarded to the County from forfeitures and state funds for the district attorney.

Sheriff & Jail Discretionary Fund – This fund is used to account for the transactions related to forfeited funds and inmate commissary sales.

County Clerk Preservation & Automation Fund – This fund is used to account for the fees collected by the County Clerk for records management and preservation.

Countywide Records Management Preservation Fund – This fund is used to account for fees collected by the County Clerk for records management and preservation.

Courthouse Security Fund – This fund is used to account for fees collected by the County Court, District Court and JP Court for courthouse security.

Justice Court Technology Fund – This fund is used to account for fees collected by the District Clerk specifically for justice court technology.

District Clerk Records Management Preservation Fund – This fund is used to account for fees collected by the District Clerk for records management and preservation.

County & District Court Technology Fund – This fund is used to account for fees collected by the County Clerk specifically for county and district court technology.

Disaster Fund – This fund is used to account for the expenditures during Hurricane Harvey and during a state of emergency situation separate from regular operating transactions.

Joint Task Force Fund – This fund is used to account for receipts and disbursements related to the Joint Task Force activities including joint seizures by Matagorda County, City of Bay City and City of Palacios.

Intergovernmental Grants Fund – This fund is used to account for federal and state grants passed through to other governments.

Historical Commission Fund – This fund is used to account for grant proceeds and local match for the purpose of conducting a historic resource survey in Matagorda County.

CDBG Disaster Recovery Fund – This fund is used to account for grant funds associated with Presidentially declared disasters for long-term recovery efforts.

Matagorda Water & Sewer Fund – This fund is used to account for the receipts and disbursements related to the Texas Community Development Grant for the purpose of wastewater system improvements within the Matagorda County limits in Matagorda, Texas.

Juvenile Probation Fund – This fund is used to account for Texas Juvenile Justice Division grant fund for administering the juvenile probation program and for the receipt and disbursements of fees collected by the Juvenile Probation Department.

NONMAJOR GOVERNMENTAL FUNDS

Debt Service Fund

Debt service funds account for the accumulation of resources from governmental resources and the payments of general obligation debt principal, interest and related costs.

Debt Service Fund – This fund accounts for the accumulation of resources and the payment of those resources related to the retiring of the Series 2015 Certificates of Obligation issued for capital repairs and improvements to existing County buildings, and the payment of costs of issuance and professional services related thereto.

Capital Projects Funds

Capital projects funds are used to account for the acquisition and construction of major capital facilities other than those financed by proprietary funds and trust funds.

Capital Projects Fund – This fund accounts for the capital projects spending related to the use of proceeds of the Series 2015 Certificates of Obligation.

MATAGORDA COUNTY, TEXAS
COMBINING BALANCE SHEET -
NONMAJOR GOVERNMENTAL FUNDS
December 31, 2018

	<u>Special</u>		
	<u>District Attorney Legal/Law Fund</u>	<u>Sheriff & Jail Discretionary Fund</u>	<u>County Clerk Preservation & Automation Fund</u>
Assets and Deferred Outflows of Resources			
Assets:			
Cash and temporary investments	\$ 154,047	\$ 228,417	\$ 388,250
Receivables (Net of Allowance for Uncollectibles):			
Taxes			
Accounts	219		673
Due from other governments			
Due from other funds			
	<u>154,266</u>	<u>228,417</u>	<u>388,923</u>
Total assets			
Deferred Outflows of Resources:			
Deferred outflows of resources			
	<u>-0-</u>	<u>-0-</u>	<u>-0-</u>
Total deferred outflows of resources			
Total assets and deferred outflows of resources	<u>\$ 154,266</u>	<u>\$ 228,417</u>	<u>\$ 388,923</u>
Liabilities, Deferred Inflows of Resources and Fund Balances			
Liabilities:			
Accounts and accrued liabilities payable	\$ 28,636	\$ 147,112	\$ 9,506
Due to other funds		50	
Unearned revenue			
	<u>28,636</u>	<u>147,162</u>	<u>9,506</u>
Total liabilities			
Deferred Inflows of Resources:			
Deferred inflows of resources			
	<u>-0-</u>	<u>-0-</u>	<u>-0-</u>
Total deferred inflows of resources			
Fund Balance:			
Restricted	125,630	81,255	379,417
Unassigned			
	<u>125,630</u>	<u>81,255</u>	<u>379,417</u>
Total fund balance			
Total liabilities, deferred inflows of resources and fund balances	<u>\$ 154,266</u>	<u>\$ 228,417</u>	<u>\$ 388,923</u>

Revenue Funds

Countywide Records Management Preservation Fund	Courthouse Security Fund	Justice Court Technology Fund	District Clerk Records Management Preservation Fund	County & District Court Technology Fund	Disaster Fund
\$ 53,881	\$ 96,199	\$ 23,153	\$ 73,039	\$ 85,521	\$
55	82	37		14	
<u>53,936</u>	<u>96,281</u>	<u>23,190</u>	<u>73,039</u>	<u>85,535</u>	<u>-0-</u>
<u>-0-</u>	<u>-0-</u>	<u>-0-</u>	<u>-0-</u>	<u>-0-</u>	<u>-0-</u>
<u>\$ 53,936</u>	<u>\$ 96,281</u>	<u>\$ 23,190</u>	<u>\$ 73,039</u>	<u>\$ 85,535</u>	<u>\$ -0-</u>
\$	\$	\$	\$	\$	\$
	5,601				525,418
<u>-0-</u>	<u>5,601</u>	<u>-0-</u>	<u>-0-</u>	<u>-0-</u>	<u>525,418</u>
<u>-0-</u>	<u>-0-</u>	<u>-0-</u>	<u>-0-</u>	<u>-0-</u>	<u>-0-</u>
53,936	90,680	23,190	73,039	85,535	(525,418)
<u>53,936</u>	<u>90,680</u>	<u>23,190</u>	<u>73,039</u>	<u>85,535</u>	<u>(525,418)</u>
<u>\$ 53,936</u>	<u>\$ 96,281</u>	<u>\$ 23,190</u>	<u>\$ 73,039</u>	<u>\$ 85,535</u>	<u>\$ -0-</u>

(continued)

MATAGORDA COUNTY, TEXAS
COMBINING BALANCE SHEET -
NONMAJOR GOVERNMENTAL FUNDS - Continued
December 31, 2018

	Special		
	Joint Task Force Fund	Intergovernmental Grants Fund	Historical Commission Fund
Assets and Deferred Outflows of Resources			
Assets:			
Cash and temporary investments	\$ 38,251	\$	\$ 18,771
Receivables (Net of Allowance for Uncollectibles):			
Taxes			
Accounts			
Due from other governments			
Due from other funds	<u>875</u>		
Total assets	<u>39,126</u>	<u>-0-</u>	<u>18,771</u>
Deferred Outflows of Resources:			
Deferred outflows of resources			
Total deferred outflows of resources	<u>-0-</u>	<u>-0-</u>	<u>-0-</u>
Total assets and deferred outflows of resources	<u>\$ 39,126</u>	<u>\$ -0-</u>	<u>\$ 18,771</u>
Liabilities, Deferred Inflows of Resources and Fund Balances			
Liabilities:			
Accounts and accrued liabilities payable	\$ 6,870	\$	\$ 120
Due to other funds			
Unearned revenue			
Total liabilities	<u>6,870</u>	<u>-0-</u>	<u>120</u>
Deferred Inflows of Resources:			
Deferred inflows of resources			
Total deferred inflows of resources	<u>-0-</u>	<u>-0-</u>	<u>-0-</u>
Fund Balance:			
Restricted	32,256		18,651
Unassigned			
Total fund balance	<u>32,256</u>	<u>-0-</u>	<u>18,651</u>
Total liabilities, deferred inflows of resources and fund balances	<u>\$ 39,126</u>	<u>\$ -0-</u>	<u>\$ 18,771</u>

Revenue Funds

<u>CDBG Disaster Recovery Fund</u>	<u>Matagorda Water & Sewer Fund</u>	<u>Juvenile Probation Fund</u>	<u>Total Special Revenue Funds</u>	<u>Debt Service Fund</u>	<u>Capital Projects Fund</u>
\$	\$	\$ 105,603	\$ 1,265,132	\$ 71,669	\$ 1,078,753
			-0-	140,849	
			1,080		
			-0-	21,870	
			875		
<u>-0-</u>	<u>-0-</u>	<u>105,603</u>	<u>1,267,087</u>	<u>234,388</u>	<u>1,078,753</u>
<u>-0-</u>	<u>-0-</u>	<u>-0-</u>	<u>-0-</u>	<u>-0-</u>	<u>-0-</u>
<u>\$ -0-</u>	<u>\$ -0-</u>	<u>\$ 105,603</u>	<u>\$ 1,267,087</u>	<u>\$ 234,388</u>	<u>\$ 1,078,753</u>
\$	\$	\$ 5,032	\$ 197,276	\$	\$
			531,069		
		<u>91,512</u>	<u>91,512</u>		
<u>-0-</u>	<u>-0-</u>	<u>96,544</u>	<u>819,857</u>	<u>-0-</u>	<u>-0-</u>
		<u>-0-</u>	<u>-0-</u>	<u>196,814</u>	
<u>-0-</u>	<u>-0-</u>	<u>-0-</u>	<u>-0-</u>	<u>196,814</u>	<u>-0-</u>
		<u>9,059</u>	<u>972,648</u>	<u>37,574</u>	<u>1,078,753</u>
			<u>(525,418)</u>		
<u>-0-</u>	<u>-0-</u>	<u>9,059</u>	<u>447,230</u>	<u>37,574</u>	<u>1,078,753</u>
<u>\$ -0-</u>	<u>\$ -0-</u>	<u>\$ 105,603</u>	<u>\$ 1,267,087</u>	<u>\$ 234,388</u>	<u>\$ 1,078,753</u>

(continued)

MATAGORDA COUNTY, TEXAS
COMBINING BALANCE SHEET -
NONMAJOR GOVERNMENTAL FUNDS
December 31, 2018

Exhibit 13
Page 3 of 3

	<u>Total Nonmajor Governmental Funds</u>
Assets and Deferred Outflows of Resources	
Assets:	
Cash and temporary investments	\$ 2,415,554
Receivables (Net of Allowance for Uncollectibles):	
Taxes	140,849
Accounts	1,080
Due from other governments	21,870
Due from other funds	<u>875</u>
Total assets	<u>2,580,228</u>
Deferred Outflows of Resources:	
Deferred outflows of resources	<u> </u>
Total deferred outflows of resources	<u>-0-</u>
Total assets and deferred outflows of resources	<u>\$ 2,580,228</u>
Liabilities, Deferred Inflows of Resources and Fund Balances	
Liabilities:	
Accounts and accrued liabilities payable	\$ 197,276
Due to other funds	531,069
Unearned revenue	<u>91,512</u>
Total liabilities	<u>819,857</u>
Deferred Inflows of Resources:	
Deferred inflows of resources	<u>196,814</u>
Total deferred inflows of resources	<u>196,814</u>
Fund Balance:	
Restricted	2,088,975
Unassigned	<u>(525,418)</u>
Total fund balance	<u>1,563,557</u>
Total liabilities, deferred inflows of resources and fund balances	<u>\$ 2,580,228</u>



MATAGORDA COUNTY, TEXAS

**COMBINING STATEMENT OF REVENUES, EXPENDITURES AND CHANGES
IN FUND BALANCES - NONMAJOR GOVERNMENTAL FUNDS**

For the Year Ended December 31, 2018

	Special		
	District Attorney Legal/Law Fund	Sheriff & Jail Discretionary Fund	County Clerk Preservation & Automation Fund
Revenues:			
Taxes	\$	\$	\$
Intergovernmental			
Charges for services	38,210	5,458	160,390
Investment income	355	41	2,135
Miscellaneous		49,546	
Total revenues	<u>38,565</u>	<u>55,045</u>	<u>162,525</u>
Expenditures:			
Current:			
General government			266,324
Justice system	1,635		
Public safety		607	
Corrections & rehabilitation		40,725	
Community & economic development			
Infrastructure and environmental services			
Capital outlay			
Debt Service:			
Principal			
Interest and fiscal charges			
Total expenditures	<u>1,635</u>	<u>41,332</u>	<u>266,324</u>
Excess (deficiency) of revenue over (under) expenditures	<u>36,930</u>	<u>13,713</u>	<u>(103,799)</u>
Other Financing Sources (Uses):			
Operating transfers in			
Operating transfers out	<u>(27,499)</u>		
Total other financing sources (uses)	<u>(27,499)</u>	<u>-0-</u>	<u>-0-</u>
Net change in fund balances	9,431	13,713	(103,799)
Fund Balance (Deficits):			
Beginning of year	<u>116,199</u>	<u>67,542</u>	<u>483,216</u>
End of year	<u>\$ 125,630</u>	<u>\$ 81,255</u>	<u>\$ 379,417</u>

Revenue Funds

Countywide Records Management Preservation Fund	Courthouse Security Fund	Justice Court Technology Fund	District Clerk Records Management Preservation Fund	County & District Court Technology Fund	Disaster Fund
\$	\$	\$	\$	\$	\$
					237,951
10,255	22,986	11,076	9,267	15,004	
198	358	75	296	316	
					12,330
<u>10,453</u>	<u>23,344</u>	<u>11,151</u>	<u>9,563</u>	<u>15,320</u>	<u>250,281</u>
	7,310				
		3,262	6,988		
					13,880
					2,400
<u>-0-</u>	<u>7,310</u>	<u>3,262</u>	<u>6,988</u>	<u>-0-</u>	<u>16,280</u>
<u>10,453</u>	<u>16,034</u>	<u>7,889</u>	<u>2,575</u>	<u>15,320</u>	<u>234,001</u>
<u>-0-</u>	<u>-0-</u>	<u>-0-</u>	<u>-0-</u>	<u>-0-</u>	<u>-0-</u>
10,453	16,034	7,889	2,575	15,320	234,001
<u>43,483</u>	<u>74,646</u>	<u>15,301</u>	<u>70,464</u>	<u>70,215</u>	<u>(759,419)</u>
<u>\$ 53,936</u>	<u>\$ 90,680</u>	<u>\$ 23,190</u>	<u>\$ 73,039</u>	<u>\$ 85,535</u>	<u>\$ (525,418)</u>

(continued)

MATAGORDA COUNTY, TEXAS

**COMBINING STATEMENT OF REVENUES, EXPENDITURES AND CHANGES
IN FUND BALANCES - NONMAJOR GOVERNMENTAL FUNDS**

For the Year Ended December 31, 2018

	Special		
	Joint Task Forces Fund	Intergovernmental Grants Fund	Historical Commission Fund
Revenues:			
Taxes	\$	\$	\$
Intergovernmental		12,000	
Charges for services	38,551		
Investment income			80
Miscellaneous			
Total revenues	<u>38,551</u>	<u>12,000</u>	<u>80</u>
Expenditures:			
Current:			
General government		12,000	
Justice system			
Public safety	6,295		
Corrections & rehabilitation			
Community & economic development			4,070
Infrastructure and environmental services			
Capital outlay			
Debt Service:			
Principal			
Interest and fiscal charges			
Total expenditures	<u>6,295</u>	<u>12,000</u>	<u>4,070</u>
Excess (deficiency) of revenue over (under) expenditures	<u>32,256</u>	<u>-0-</u>	<u>(3,990)</u>
Other Financing Sources (Uses):			
Operating transfers in			7,000
Operating transfers out			
Total other financing sources (uses)	<u>-0-</u>	<u>-0-</u>	<u>7,000</u>
Net change in fund balances	32,256	-0-	3,010
Fund Balance (Deficits):			
Beginning of year			<u>15,641</u>
End of year	<u>\$ 32,256</u>	<u>\$ -0-</u>	<u>\$ 18,651</u>

Revenue Funds

CDBG Disaster Recovery Fund	Matagorda Water & Sewer Fund	Juvenile Probation Fund	Total Special Revenue Funds	Debt Service Fund	Capital Projects Fund
\$ 114,321	\$ 165,404	\$ 374,527	\$ -0-	\$ 196,015	\$
		3,309	904,203		
		469	314,506		
55,647	11,564		4,323	340	
169,968	176,968	378,305	129,087		
			1,352,119	196,355	-0-
169,968	180,968		636,570		
		375,060	386,945		
			6,902		
			40,725		
			17,950		
			2,400		
			-0-		15,438
			-0-	110,000	
			-0-	81,737	
169,968	180,968	375,060	1,091,492	191,737	15,438
-0-	(4,000)	3,245	260,627	4,618	(15,438)
			7,000		
			(27,499)		
-0-	-0-		(20,499)	-0-	-0-
-0-	(4,000)	3,245	240,128	4,618	(15,438)
-0-	4,000	5,814	207,102	32,956	1,094,191
\$ -0-	\$ -0-	\$ 9,059	\$ 447,230	\$ 37,574	\$ 1,078,753

(continued)

MATAGORDA COUNTY, TEXAS**COMBINING STATEMENT OF REVENUES, EXPENDITURES AND CHANGES
IN FUND BALANCES - NONMAJOR GOVERNMENTAL FUNDS**

For the Year Ended December 31, 2018

Exhibit 14
Page 3 of 3

	Total Nonmajor Governmental Funds
Revenues:	
Taxes	\$ 196,015
Intergovernmental	904,203
Charges for services	314,506
Investment income	4,663
Miscellaneous	<u>129,087</u>
Total revenues	<u>1,548,474</u>
Expenditures:	
Current:	
General government	636,570
Justice system	386,945
Public safety	6,902
Corrections & rehabilitation	40,725
Community & economic development	17,950
Infrastructure and environmental services	2,400
Capital outlay	15,438
Debt Service:	
Principal	110,000
Interest and fiscal charges	<u>81,737</u>
Total expenditures	<u>1,298,667</u>
Excess (deficiency) of revenue over (under) expenditures	<u>249,807</u>
Other Financing Sources (Uses):	
Operating transfers in	7,000
Operating transfers out	<u>(27,499)</u>
Total other financing sources (uses)	<u>(20,499)</u>
Net change in fund balances	229,308
Fund Balance (Deficits):	
Beginning of year	<u>1,334,249</u>
End of year	<u>\$ 1,563,557</u>



MATAGORDA COUNTY, TEXAS

**SCHEDULE OF EXPENDITURES - BUDGET AND ACTUAL - BY FUNCTION, DEPARTMENT
AND LEGAL LEVEL OF BUDGETARY CONTROL - GENERAL FUND**

For the Year Ended December 31, 2018

Exhibit 15
Page 1 of 8

	Budgeted Amounts		Actual Amounts	Variance With Final Budget Positive (Negative)
	Original	Final		
General Government:				
County Judge:				
Salaries and wages, and employee benefits	\$ 195,340	\$ 197,447	\$ 193,881	\$ 3,566
Operating expenditures	8,300	19,417	7,966	11,451
Total County Judge	203,640	216,864	201,847	15,017
Commissioners Court:				
Salaries and wages, and employee benefits	43,249	44,524	42,974	1,550
Operating expenditures	107,500	137,946	130,902	7,044
Total Commissioners Court	150,749	182,470	173,876	8,594
County Clerk:				
Salaries and wages, and employee benefits	379,988	379,988	370,888	9,100
Operating expenditures	35,100	34,687	28,795	5,892
Total County Clerk	415,088	414,675	399,683	14,992
Special District Services:				
Salaries and wages, and employee benefits	749			-0-
Operating expenditures	4,401			-0-
Total Special District Services	5,150	-0-	-0-	-0-
Non-Departmental:				
Salaries and wages, and employee benefits	200,000	200,000	200,000	-0-
Operating expenditures	2,118,161	2,019,360	1,871,031	148,329
Total Non-Departmental	2,318,161	2,219,360	2,071,031	148,329
Election Cost:				
Salaries and wages, and employee benefits	33,241	47,810	54,594	(6,784)
Operating expenditures	47,500	51,607	47,687	3,920
Debt service expenditures	95,003	95,003	95,003	-0-
Total Election Cost	175,744	194,420	197,284	(2,864)
County Auditor:				
Salaries and wages, and employee benefits	410,203	417,791	410,553	7,238
Operating expenditures	22,400	46,233	17,210	29,023
Debt service expenditures	32,492	32,492	32,492	-0-
Total County Auditor	465,095	496,516	460,255	36,261
Human Resources:				
Salaries and wages, and employee benefits	224,052	174,652	140,528	34,124
Operating expenditures	16,500	22,280	18,662	3,618
Total Human Resources	240,552	196,932	159,190	37,742

(continued)

MATAGORDA COUNTY, TEXAS

**SCHEDULE OF EXPENDITURES - BUDGET AND ACTUAL - BY FUNCTION, DEPARTMENT
AND LEGAL LEVEL OF BUDGETARY CONTROL - GENERAL FUND - Continued**

For the Year Ended December 31, 2018

Exhibit 15
Page 2 of 8

	Budgeted Amounts		Actual Amounts	Variance With Final Budget Positive (Negative)
	Original	Final		
General Government - Continued:				
County Treasurer:				
Salaries and wages, and employee benefits	\$ 159,958	\$ 162,880	\$ 160,368	\$ 2,512
Operating expenditures	<u>17,775</u>	<u>17,869</u>	<u>16,677</u>	<u>1,192</u>
Total County Treasurer	<u>177,733</u>	<u>180,749</u>	<u>177,045</u>	<u>3,704</u>
County Tax Assessor:				
Salaries and wages, and employee benefits	619,817	619,819	600,381	19,438
Operating expenditures	<u>78,200</u>	<u>78,200</u>	<u>61,023</u>	<u>17,177</u>
Total County Tax Assessor	<u>698,017</u>	<u>698,019</u>	<u>661,404</u>	<u>36,615</u>
Information Services:				
Salaries and wages, and employee benefits	143,941	149,098	143,969	5,129
Operating expenditures	286,060	296,060	288,567	7,493
Capital outlay expenditures	<u>10,000</u>	<u></u>	<u></u>	<u>-0-</u>
Total Information Services	<u>440,001</u>	<u>445,158</u>	<u>432,536</u>	<u>12,622</u>
County Office Building:				
Operating expenditures	110,800	188,543	156,763	31,780
Capital outlay expenditures	<u></u>	<u>8,336</u>	<u>8,336</u>	<u>-0-</u>
Total County Office Building	<u>110,800</u>	<u>196,879</u>	<u>165,099</u>	<u>31,780</u>
County Courthouse:				
Salaries and wages, and employee benefits	91,160	95,431	92,460	2,971
Operating expenditures	258,372	257,372	239,322	18,050
Capital outlay expenditures	<u>28,050</u>	<u>28,050</u>	<u>28,050</u>	<u>-0-</u>
Total County Courthouse	<u>377,582</u>	<u>380,853</u>	<u>359,832</u>	<u>21,021</u>
Right of Way:				
Capital outlay expenditures	<u>29,810</u>	<u>29,810</u>	<u>29,810</u>	<u>-0-</u>
Total Right of Way	<u>29,810</u>	<u>29,810</u>	<u>29,810</u>	<u>-0-</u>
Total General Government	<u>5,808,122</u>	<u>5,852,705</u>	<u>5,488,892</u>	<u>363,813</u>
Justice System:				
County Court:				
Operating expenditures	<u>19,800</u>	<u>19,800</u>	<u>17,318</u>	<u>2,482</u>
Total County Court	<u>19,800</u>	<u>19,800</u>	<u>17,318</u>	<u>2,482</u>
District Court:				
Salaries and wages, and employee benefits	224,855	224,855	219,169	5,686
Operating expenditures	56,050	36,012	26,455	9,557
Capital outlay expenditures	<u>2,000</u>	<u>2,000</u>	<u></u>	<u>2,000</u>
Total District Court	<u>282,905</u>	<u>262,867</u>	<u>245,624</u>	<u>17,243</u>

(continued)

MATAGORDA COUNTY, TEXAS

**SCHEDULE OF EXPENDITURES - BUDGET AND ACTUAL - BY FUNCTION, DEPARTMENT
AND LEGAL LEVEL OF BUDGETARY CONTROL - GENERAL FUND - Continued**

For the Year Ended December 31, 2018

Exhibit 15
Page 3 of 8

	Budgeted Amounts		Actual Amounts	Variance With Final Budget Positive (Negative)
	Original	Final		
Justice System – Continued:				
Court Expenditures:				
Salaries and wages, and employee benefits	\$ 94,263	\$ 104,734	\$ 102,196	\$ 2,538
Operating expenditures	<u>377,120</u>	<u>388,247</u>	<u>367,871</u>	<u>20,376</u>
Total Court Expenditures	<u>471,383</u>	<u>492,981</u>	<u>470,067</u>	<u>22,914</u>
Capital Murder Trial:				
Operating expenditures	<u>69,410</u>	<u>29,890</u>	<u>29,890</u>	<u>-0-</u>
Total Capital Murder Trial	<u>69,410</u>	<u>29,890</u>	<u>29,890</u>	<u>-0-</u>
District Clerk:				
Salaries and wages, and employee benefits	313,080	298,425	273,029	25,396
Operating expenditures	<u>24,277</u>	<u>38,932</u>	<u>33,380</u>	<u>5,552</u>
Total District Clerk	<u>337,357</u>	<u>337,357</u>	<u>306,409</u>	<u>30,948</u>
District Attorney:				
Salaries and wages, and employee benefits	740,130	741,930	709,721	32,209
Operating expenditures	<u>62,750</u>	<u>73,461</u>	<u>62,807</u>	<u>10,654</u>
Total District Attorney	<u>802,880</u>	<u>815,391</u>	<u>772,528</u>	<u>42,863</u>
Justice of the Peace Precinct #1:				
Salaries and wages, and employee benefits	170,955	174,714	170,654	4,060
Operating expenditures	<u>11,100</u>	<u>11,100</u>	<u>10,283</u>	<u>817</u>
Total Justice of the Peace Precinct #1	<u>182,055</u>	<u>185,814</u>	<u>180,937</u>	<u>4,877</u>
Justice of the Peace Precinct #2:				
Salaries and wages, and employee benefits	171,661	177,134	173,482	3,652
Operating expenditures	<u>22,380</u>	<u>22,380</u>	<u>19,465</u>	<u>2,915</u>
Total Justice of the Peace Precinct #2	<u>194,041</u>	<u>199,514</u>	<u>192,947</u>	<u>6,567</u>
Justice of the Peace Precinct #3:				
Salaries and wages, and employee benefits	164,527	165,797	162,119	3,678
Operating expenditures	<u>8,750</u>	<u>8,670</u>	<u>6,789</u>	<u>1,881</u>
Total Justice of the Peace Precinct #3	<u>173,277</u>	<u>174,467</u>	<u>168,908</u>	<u>5,559</u>
Justice of the Peace Precinct #4:				
Salaries and wages, and employee benefits	129,752	133,777	131,563	2,214
Operating expenditures	<u>11,225</u>	<u>9,600</u>	<u>9,422</u>	<u>178</u>
Total Justice of the Peace Precinct #4	<u>140,977</u>	<u>143,377</u>	<u>140,985</u>	<u>2,392</u>
Justice of the Peace Precinct #6:				
Salaries and wages, and employee benefits	104,812	104,812	102,837	1,975
Operating expenditures	<u>6,550</u>	<u>8,050</u>	<u>7,099</u>	<u>951</u>
Total Justice of the Peace Precinct #6	<u>111,362</u>	<u>112,862</u>	<u>109,936</u>	<u>2,926</u>

(continued)

MATAGORDA COUNTY, TEXAS

**SCHEDULE OF EXPENDITURES - BUDGET AND ACTUAL - BY FUNCTION, DEPARTMENT
AND LEGAL LEVEL OF BUDGETARY CONTROL - GENERAL FUND - Continued**

For the Year Ended December 31, 2018

Exhibit 15
Page 4 of 8

	Budgeted Amounts		Actual Amounts	Variance With Final Budget Positive (Negative)
	Original	Final		
Justice System - Continued:				
County Attorney:				
Salaries and wages, and employee benefits	\$ 388,629	\$ 384,559	\$ 370,631	\$ 13,928
Operating expenditures	<u>36,260</u>	<u>40,330</u>	<u>39,149</u>	<u>1,181</u>
Total County Attorney	<u>424,889</u>	<u>424,889</u>	<u>409,780</u>	<u>15,109</u>
Juvenile Probation Board:				
Salaries and wages, and employee benefits	<u>48,523</u>	<u>49,840</u>	<u>49,121</u>	<u>719</u>
Total Juvenile Probation Board	<u>48,523</u>	<u>49,840</u>	<u>49,121</u>	<u>719</u>
Juvenile Probation:				
Salaries and wages, and employee benefits	52,086	50,464	48,525	1,939
Operating expenditures	<u>223,250</u>	<u>230,979</u>	<u>189,073</u>	<u>41,906</u>
Total Juvenile Probation	<u>275,336</u>	<u>281,443</u>	<u>237,598</u>	<u>43,845</u>
Child Protective Services:				
Operating expenditures	<u>50,740</u>	<u>70,740</u>	<u>70,740</u>	<u>-0-</u>
Total Child Protective Services	<u>50,740</u>	<u>70,740</u>	<u>70,740</u>	<u>-0-</u>
Child Support:				
Salaries and wages, and employee benefits	57,657	57,994	56,049	1,945
Operating expenditures	<u>3,200</u>	<u>3,200</u>	<u>1,644</u>	<u>1,556</u>
Total Child Support	<u>60,857</u>	<u>61,194</u>	<u>57,693</u>	<u>3,501</u>
Law Library:				
Operating expenditures	<u>21,000</u>	<u>21,000</u>	<u>20,138</u>	<u>862</u>
Total Law Library	<u>21,000</u>	<u>21,000</u>	<u>20,138</u>	<u>862</u>
Total Justice System	<u>3,666,792</u>	<u>3,683,426</u>	<u>3,480,619</u>	<u>202,807</u>
Public Safety:				
Emergency Management/911:				
Salaries and wages, and employee benefits	141,841	146,770	145,127	1,643
Operating expenditures	<u>68,520</u>	<u>210,733</u>	<u>203,951</u>	<u>6,782</u>
Total Emergency Management/911	<u>210,361</u>	<u>357,503</u>	<u>349,078</u>	<u>8,425</u>
Fire Protection:				
Operating expenditures	50,800	128,031	95,970	32,061
Capital outlay expenditures		<u>45,615</u>	<u>65,615</u>	<u>(20,000)</u>
Total Fire Protection	<u>50,800</u>	<u>173,646</u>	<u>161,585</u>	<u>12,061</u>

(continued)

MATAGORDA COUNTY, TEXAS

**SCHEDULE OF EXPENDITURES - BUDGET AND ACTUAL - BY FUNCTION, DEPARTMENT
AND LEGAL LEVEL OF BUDGETARY CONTROL - GENERAL FUND - Continued**

For the Year Ended December 31, 2018

Exhibit 15
Page 5 of 8

	Budgeted Amounts		Actual Amounts	Variance With Final Budget Positive (Negative)
	Original	Final		
Public Safety - Continued:				
Constable Precinct #1:				
Salaries and wages, and employee benefits	\$ 21,912	\$ 22,362	\$ 22,411	\$(49)
Operating expenditures	<u>13,120</u>	<u>13,792</u>	<u>9,707</u>	<u>4,085</u>
Total Constable Precinct #1	<u>35,032</u>	<u>36,154</u>	<u>32,118</u>	<u>4,036</u>
Constable Precinct #2:				
Salaries and wages, and employee benefits	12,312	12,770	13,150	(380)
Operating expenditures	<u>11,750</u>	<u>13,693</u>	<u>11,352</u>	<u>2,341</u>
Total Constable Precinct #2	<u>24,062</u>	<u>26,463</u>	<u>24,502</u>	<u>1,961</u>
Constable Precinct #3:				
Salaries and wages, and employee benefits	21,912	22,333	22,374	(41)
Operating expenditures	<u>4,730</u>	<u>7,300</u>	<u>3,265</u>	<u>4,035</u>
Total Constable Precinct #3	<u>26,642</u>	<u>29,633</u>	<u>25,639</u>	<u>3,994</u>
Constable Precinct #4:				
Salaries and wages, and employee benefits	15,372	15,372	15,610	(238)
Operating expenditures	<u>4,065</u>	<u>4,186</u>	<u>4,065</u>	<u>121</u>
Total Constable Precinct #4	<u>19,437</u>	<u>19,558</u>	<u>19,675</u>	<u>(117)</u>
Constable Precinct #6:				
Salaries and wages, and employee benefits	12,312	12,772	13,151	(379)
Operating expenditures	<u>15,600</u>	<u>19,515</u>	<u>18,279</u>	<u>1,236</u>
Total Constable Precinct #6	<u>27,912</u>	<u>32,287</u>	<u>31,430</u>	<u>857</u>
County Sheriff:				
Salaries and wages, and employee benefits	2,741,771	2,982,962	2,881,285	101,677
Operating expenditures	441,550	473,563	458,762	14,801
Capital outlay expenditures	<u>90,000</u>	<u>158,172</u>	<u>156,832</u>	<u>1,340</u>
Total County Sheriff	<u>3,273,321</u>	<u>3,614,697</u>	<u>3,496,879</u>	<u>117,818</u>
Department of Public Safety:				
Operating expenditures	<u>4,000</u>	<u>4,000</u>	<u>3,293</u>	<u>707</u>
Total Department of Public Safety	<u>4,000</u>	<u>4,000</u>	<u>3,293</u>	<u>707</u>
Game Wardens:				
Operating expenditures	<u>39,400</u>	<u>39,400</u>	<u>38,452</u>	<u>948</u>
Total Game Wardens	<u>39,400</u>	<u>39,400</u>	<u>38,452</u>	<u>948</u>
Total Public Safety	<u>3,710,967</u>	<u>4,333,341</u>	<u>4,182,651</u>	<u>150,690</u>

(continued)

MATAGORDA COUNTY, TEXAS

**SCHEDULE OF EXPENDITURES - BUDGET AND ACTUAL - BY FUNCTION, DEPARTMENT
AND LEGAL LEVEL OF BUDGETARY CONTROL - GENERAL FUND - Continued**

For the Year Ended December 31, 2018

Exhibit 15
Page 6 of 8

	Budgeted Amounts		Actual Amounts	Variance With Final Budget Positive (Negative)
	Original	Final		
Corrections and Rehabilitation:				
County Jail:				
Salaries and wages, and employee benefits	\$ 1,987,547	\$ 2,007,046	\$ 1,941,352	\$ 65,694
Operating expenditures	<u>488,020</u>	<u>514,400</u>	<u>431,506</u>	<u>82,894</u>
Total County Jail	<u>2,475,567</u>	<u>2,521,446</u>	<u>2,372,858</u>	<u>148,588</u>
Adult Probation:				
Operating expenditures	<u>2,500</u>	<u>2,500</u>	<u>2,400</u>	<u>100</u>
Total Adult Probation	<u>2,500</u>	<u>2,500</u>	<u>2,400</u>	<u>100</u>
Total Corrections and Rehabilitation	<u>2,478,067</u>	<u>2,523,946</u>	<u>2,375,258</u>	<u>148,688</u>
Health and Human Services:				
Veteran Service Officer:				
Salaries and wages, and employee benefits	71,449	71,755	69,488	2,267
Operating expenditures	<u>7,700</u>	<u>7,700</u>	<u>2,205</u>	<u>5,495</u>
Total Veteran Service Officer	<u>79,149</u>	<u>79,455</u>	<u>71,693</u>	<u>7,762</u>
Ambulance:				
Operating expenditures	<u>597,275</u>	<u>592,575</u>	<u>592,575</u>	<u>-0-</u>
Total Ambulance	<u>597,275</u>	<u>592,575</u>	<u>592,575</u>	<u>-0-</u>
Health Department:				
Salaries and wages, and employee benefits	289,691	289,691	273,255	16,436
Operating expenditures	<u>51,735</u>	<u>81,669</u>	<u>72,398</u>	<u>9,271</u>
Total Health Department	<u>341,426</u>	<u>371,360</u>	<u>345,653</u>	<u>25,707</u>
Animal Control:				
Salaries and wages, and employee benefits	90,870	92,402	88,684	3,718
Operating expenditures	<u>92,951</u>	<u>92,951</u>	<u>90,636</u>	<u>2,315</u>
Total Animal Control	<u>183,821</u>	<u>185,353</u>	<u>179,320</u>	<u>6,033</u>
Human Services:				
Operating expenditures	<u>64,300</u>	<u>64,300</u>	<u>64,500</u>	<u>(200)</u>
Total Human Services	<u>64,300</u>	<u>64,300</u>	<u>64,500</u>	<u>(200)</u>
Mental Health:				
Operating expenditures	<u>35,419</u>	<u>35,419</u>	<u>35,419</u>	<u>-0-</u>
Total Mental Health	<u>35,419</u>	<u>35,419</u>	<u>35,419</u>	<u>-0-</u>
Total Health and Human Services	<u>1,301,390</u>	<u>1,328,462</u>	<u>1,289,160</u>	<u>39,302</u>

(continued)

MATAGORDA COUNTY, TEXAS

**SCHEDULE OF EXPENDITURES - BUDGET AND ACTUAL - BY FUNCTION, DEPARTMENT
AND LEGAL LEVEL OF BUDGETARY CONTROL - GENERAL FUND - Continued**

For the Year Ended December 31, 2018

Exhibit 15
Page 7 of 8

	Budgeted Amounts		Actual Amounts	Variance With Final Budget Positive (Negative)
	Original	Final		
Community and Economic Development:				
521 Park:				
Operating expenditures	\$ 5,000	\$ 5,000	\$ 4,794	\$ 206
Total 521 Park	5,000	5,000	4,794	206
Fairgrounds:				
Salaries and wages, and employee benefits	46,081	47,462	45,872	1,590
Operating expenditures	76,100	160,985	148,486	12,499
Total Fairgrounds	122,181	208,447	194,358	14,089
Marine:				
Salaries and wages, and employee benefits	106,448	87,448	79,770	7,678
Operating expenditures	49,700	60,200	49,181	11,019
Total Marine	156,148	147,648	128,951	18,697
Cultural and Education:				
Operating expenditures	393,591	393,591	390,000	3,591
Total Cultural and Education	393,591	393,591	390,000	3,591
Agricultural Extension:				
Salaries and wages, and employee benefits	198,545	170,318	119,468	50,850
Operating expenditures	23,200	62,756	56,379	6,377
Total Agricultural Extension	221,745	233,074	175,847	57,227
Home Economist Service:				
Salaries and wages, and employee benefits	147,527	136,983	120,530	16,453
Operating expenditures	5,500	5,500	3,368	2,132
Total Home Economist Service	153,027	142,483	123,898	18,585
Total Community and Economic Development	1,051,692	1,130,243	1,017,848	112,395
Infrastructure and Environmental Services:				
Transfer Station:				
Salaries and wages, and employee benefits	126,157	160,329	146,253	14,076
Operating expenditures	379,520	354,484	322,768	31,716
Total Transfer Station	505,677	514,813	469,021	45,792

(continued)

MATAGORDA COUNTY, TEXAS

**SCHEDULE OF EXPENDITURES - BUDGET AND ACTUAL - BY FUNCTION, DEPARTMENT
AND LEGAL LEVEL OF BUDGETARY CONTROL - GENERAL FUND - Continued**

For the Year Ended December 31, 2018

Exhibit 15
Page 8 of 8

	Budgeted Amounts		Actual Amounts	Variance With Final Budget Positive (Negative)
	Original	Final		
Infrastructure and Environmental Services - Continued:				
Commissioner – Precinct #1:				
Salaries and wages, and employee benefits	\$ 523,532	\$ 538,532	\$ 509,268	\$ 29,264
Operating expenditures	774,252	577,849	449,857	127,992
Capital outlay expenditures		662,425	546,161	116,264
Debt service expenditures	<u>108,176</u>	<u>108,176</u>	<u>108,176</u>	<u>-0-</u>
Total Commissioner – Precinct #1	<u>1,405,960</u>	<u>1,886,982</u>	<u>1,613,462</u>	<u>273,520</u>
Commissioner – Precinct #2:				
Salaries and wages, and employee benefits	634,713	630,158	539,700	90,458
Operating expenditures	714,555	367,311	269,688	97,623
Capital outlay expenditures		957,104	523,682	433,422
Debt service expenditures	<u>69,168</u>	<u>69,168</u>	<u>69,168</u>	<u>-0-</u>
Total Commissioner – Precinct #2	<u>1,418,436</u>	<u>2,023,741</u>	<u>1,402,238</u>	<u>621,503</u>
Commissioner – Precinct #3:				
Salaries and wages, and employee benefits	680,410	680,410	501,723	178,687
Operating expenditures	737,974	1,233,391	1,145,275	88,116
Capital outlay expenditures		26,000	25,373	627
Total Commissioner – Precinct #3	<u>1,418,384</u>	<u>1,939,801</u>	<u>1,672,371</u>	<u>267,430</u>
Commissioner – Precinct #4:				
Salaries and wages, and employee benefits	546,998	570,199	501,275	68,924
Operating expenditures	808,557	532,933	425,689	107,244
Capital outlay expenditures		533,961	384,790	149,171
Debt service expenditures	<u>67,479</u>	<u>95,711</u>	<u>95,711</u>	<u>-0-</u>
Total Commissioner – Precinct #4	<u>1,423,034</u>	<u>1,732,804</u>	<u>1,407,465</u>	<u>325,339</u>
Total Infrastructure and Environmental Services	<u>6,171,491</u>	<u>8,098,141</u>	<u>6,564,557</u>	<u>1,533,584</u>
Total Current Expenditures	<u>\$ 24,188,521</u>	<u>\$ 26,950,264</u>	<u>\$ 24,398,985</u>	<u>\$ 2,551,279</u>

MATAGORDA COUNTY, TEXAS

**SCHEDULE OF REVENUES, EXPENDITURES, AND CHANGES IN FUND BALANCES -
BUDGET AND ACTUAL - DEBT SERVICE FUNDS**

Exhibit 16

Legal Level of Budgetary Control

For the Year Ended December 31, 2018

	Debt Service Fund			Variance with Final Budget Positive (Negative)
	Budgeted Amounts		Actual Amounts	
	Original	Final		
Revenues:				
Taxes	\$ 167,738	\$ 167,738	\$ 196,015	\$ 28,277
Investment income			340	340
Total revenues	<u>167,738</u>	<u>167,738</u>	<u>196,355</u>	<u>28,617</u>
Expenditures:				
Debt Service:				
Principal	110,000	110,000	110,000	-0-
Interest and fiscal charges	<u>81,738</u>	<u>81,738</u>	<u>81,737</u>	<u>1</u>
Total expenditures	<u>191,738</u>	<u>191,738</u>	<u>191,737</u>	<u>1</u>
Excess (deficiency) of revenues over expenditures	<u>(24,000)</u>	<u>(24,000)</u>	<u>4,618</u>	<u>28,618</u>
Other Financing Sources (Uses):				
Transfers in				-0-
Transfers out				-0-
Total other financing sources (uses)	<u>-0-</u>	<u>-0-</u>	<u>-0-</u>	<u>-0-</u>
Net change in fund balances	<u>(24,000)</u>	<u>(24,000)</u>	<u>4,618</u>	<u>28,618</u>
Fund balances – beginning	<u>32,956</u>	<u>32,956</u>	<u>32,956</u>	<u>-0-</u>
Fund balances – ending	<u>\$ 8,956</u>	<u>\$ 8,956</u>	<u>\$ 37,574</u>	<u>\$ 28,618</u>



MATAGORDA COUNTY, TEXAS

**SCHEDULE OF REVENUES, EXPENDITURES, AND CHANGES IN FUND BALANCES -
BUDGET AND ACTUAL - SPECIAL REVENUE FUNDS (NONMAJOR)**

For the Year Ended December 31, 2018

	District Attorney Legal/Law Fund			Variance with Final Budget Positive (Negative)
	Budgeted Amounts		Actual Amounts	
	Original	Final		
Revenues:				
Charges for services	\$ 45,000	\$ 45,678	\$ 38,210	\$(7,468)
Investment income	400	400	355	(45)
Miscellaneous				-0-
Total revenues	<u>45,400</u>	<u>46,078</u>	<u>38,565</u>	<u>(7,513)</u>
Expenditures:				
Justice System:				
Operating expenditures	16,300	18,915	1,635	17,280
Public Safety:				
Operating expenditures				-0-
Corrections and Rehabilitation:				
Operating expenditures				-0-
Total expenditures	<u>16,300</u>	<u>18,915</u>	<u>1,635</u>	<u>17,280</u>
Excess (deficiency) of revenues over expenditures	<u>29,100</u>	<u>27,163</u>	<u>36,930</u>	<u>9,767</u>
Other Financing Sources (Uses):				
Transfers in				-0-
Transfers out	(27,500)	(27,500)	(27,499)	1
Total other financing sources (uses)	<u>(27,500)</u>	<u>(27,500)</u>	<u>(27,499)</u>	<u>1</u>
Net change in fund balances	1,600	(337)	9,431	9,768
Fund balances – beginning	<u>116,199</u>	<u>116,199</u>	<u>116,199</u>	<u>-0-</u>
Fund balances – ending	<u>\$ 117,799</u>	<u>\$ 115,862</u>	<u>\$ 125,630</u>	<u>\$ 9,768</u>

Sheriff & Jail Discretionary Fund			
Budgeted Amounts		Actual Amounts	Variance With Final Budget Positive (Negative)
Original	Final		
\$ 4,000	\$ 4,000	\$ 5,458	\$ 1,458
100	100	41	(59)
<u>38,000</u>	<u>38,000</u>	<u>49,546</u>	<u>11,546</u>
<u>42,100</u>	<u>42,100</u>	<u>55,045</u>	<u>12,945</u>
			-0-
13,100	13,100	607	12,493
<u>29,000</u>	<u>29,000</u>	<u>40,725</u>	<u>(11,725)</u>
<u>42,100</u>	<u>42,100</u>	<u>41,332</u>	<u>768</u>
<u>-0-</u>	<u>-0-</u>	<u>13,713</u>	<u>13,713</u>
			-0-
			-0-
<u>-0-</u>	<u>-0-</u>	<u>-0-</u>	<u>-0-</u>
-0-	-0-	13,713	13,713
<u>67,542</u>	<u>67,542</u>	<u>67,542</u>	<u>-0-</u>
<u>\$ 67,542</u>	<u>\$ 67,542</u>	<u>\$ 81,255</u>	<u>\$ 13,713</u>

(continued)

MATAGORDA COUNTY, TEXAS

*SCHEDULE OF REVENUES, EXPENDITURES, AND CHANGES IN FUND BALANCES -
BUDGET AND ACTUAL - SPECIAL REVENUE FUNDS (NONMAJOR) - Continued*

For the Year Ended December 31, 2018

	County Clerk Preservation & Automation Fund			
	Budgeted Amounts		Actual Amounts	Variance with Final Budget Positive (Negative)
	Original	Final		
Revenues:				
Charges for services	\$ 151,000	\$ 151,000	\$ 160,390	\$ 9,390
Investment income	400	400	2,135	1,735
Total revenues	<u>151,400</u>	<u>151,400</u>	<u>162,525</u>	<u>11,125</u>
Expenditures:				
General Government:				
Operating expenditures	215,644	300,976	266,324	34,652
Capital outlay expenditures	6,000	6,000		6,000
Total expenditures	<u>221,644</u>	<u>306,976</u>	<u>266,324</u>	<u>40,652</u>
Excess (deficiency) of revenues over expenditures	(70,244)	(155,576)	(103,799)	51,777
Other Financing Sources (Uses):				
Transfers in				-0-
Transfers out				-0-
Total other financing sources (uses)	<u>-0-</u>	<u>-0-</u>	<u>-0-</u>	<u>-0-</u>
Net change in fund balances	(70,244)	(155,576)	(103,799)	51,777
Fund balances – beginning	<u>483,216</u>	<u>483,216</u>	<u>483,216</u>	<u>-0-</u>
Fund balances – ending	<u>\$ 412,972</u>	<u>\$ 327,640</u>	<u>\$ 379,417</u>	<u>\$ 51,777</u>

Countywide Records Management Preservation Fund			
Budgeted Amounts		Actual Amounts	Variance With Final Budget Positive (Negative)
Original	Final		
\$ 10,000	\$ 10,000	\$ 10,255	\$ 255
<u>1,250</u>	<u>1,250</u>	<u>198</u>	<u>(1,052)</u>
<u>11,250</u>	<u>11,250</u>	<u>10,453</u>	<u>(797)</u>
11,250	11,250		11,250
			<u>-0-</u>
<u>11,250</u>	<u>11,250</u>	<u>-0-</u>	<u>11,250</u>
<u>-0-</u>	<u>-0-</u>	<u>10,453</u>	<u>10,453</u>
			-0-
			<u>-0-</u>
<u>-0-</u>	<u>-0-</u>	<u>-0-</u>	<u>-0-</u>
-0-	-0-	10,453	10,453
<u>43,483</u>	<u>43,483</u>	<u>43,483</u>	<u>-0-</u>
<u>\$ 43,483</u>	<u>\$ 43,483</u>	<u>\$ 53,936</u>	<u>\$ 10,453</u>

(continued)

MATAGORDA COUNTY, TEXAS

*SCHEDULE OF REVENUES, EXPENDITURES, AND CHANGES IN FUND BALANCES -
BUDGET AND ACTUAL - SPECIAL REVENUE FUNDS (NONMAJOR) - Continued*

For the Year Ended December 31, 2018

	Courthouse Security Fund			Variance with Final Budget Positive (Negative)
	Budgeted Amounts		Actual Amounts	
	Original	Final		
Revenues:				
Charges for services	\$ 19,000	\$ 19,000	\$ 22,986	\$ 3,986
Investment income	<u>200</u>	<u>200</u>	<u>358</u>	<u>158</u>
Total revenues	<u>19,200</u>	<u>19,200</u>	<u>23,344</u>	<u>4,144</u>
Expenditures:				
General Government:				
Operating expenditures	17,000	17,000	7,310	9,690
Justice System:				
Operating expenditures	<u> </u>	<u> </u>	<u> </u>	<u>-0-</u>
Total expenditures	<u>17,000</u>	<u>17,000</u>	<u>7,310</u>	<u>9,690</u>
Excess (deficiency) of revenues over expenditures	<u>2,200</u>	<u>2,200</u>	<u>16,034</u>	<u>13,834</u>
Other Financing Sources (Uses):				
Transfers in				-0-
Transfers out	<u> </u>	<u> </u>	<u> </u>	<u>-0-</u>
Total other financing sources (uses)	<u>-0-</u>	<u>-0-</u>	<u>-0-</u>	<u>-0-</u>
Net change in fund balances	2,200	2,200	16,034	13,834
Fund balances – beginning	<u>74,646</u>	<u>74,646</u>	<u>74,646</u>	<u>-0-</u>
Fund balances – ending	<u>\$ 76,846</u>	<u>\$ 76,846</u>	<u>\$ 90,680</u>	<u>\$ 13,834</u>

Justice Court Technology Fund			
Budgeted Amounts		Actual Amounts	Variance With Final Budget Positive (Negative)
Original	Final		
\$ 8,500	\$ 8,500	\$ 11,076	\$ 2,576
<u>500</u>	<u>500</u>	<u>75</u>	<u>(425)</u>
<u>9,000</u>	<u>9,000</u>	<u>11,151</u>	<u>2,151</u>
			-0-
<u>9,000</u>	<u>9,000</u>	<u>3,262</u>	<u>5,738</u>
<u>9,000</u>	<u>9,000</u>	<u>3,262</u>	<u>5,738</u>
<u>-0-</u>	<u>090</u>	<u>7,889</u>	<u>7,889</u>
			-0-
			-0-
<u>-0-</u>	<u>-0-</u>	<u>-0-</u>	<u>-0-</u>
<u>-0-</u>	<u>-0-</u>	<u>7,889</u>	<u>7,889</u>
<u>15,301</u>	<u>15,301</u>	<u>15,301</u>	<u>-0-</u>
<u>\$ 15,301</u>	<u>\$ 15,301</u>	<u>\$ 23,190</u>	<u>\$ 7,889</u>

(continued)

MATAGORDA COUNTY, TEXAS

*SCHEDULE OF REVENUES, EXPENDITURES, AND CHANGES IN FUND BALANCES -
BUDGET AND ACTUAL - SPECIAL REVENUE FUNDS (NONMAJOR) - Continued*

For the Year Ended December 31, 2018

	District Clerk Records Management Preservation Fund			
	Budgeted Amounts		Actual Amounts	Variance with Final Budget Positive (Negative)
	Original	Final		
Revenues:				
Charges for services	\$ 5,600	\$ 5,600	\$ 9,267	\$ 3,667
Investment income	<u>200</u>	<u>200</u>	<u>296</u>	<u>96</u>
Total revenues	<u>5,800</u>	<u>5,800</u>	<u>9,563</u>	<u>3,763</u>
Expenditures:				
General Government:				
Operating expenditures				-0-
Justice System:				
Salaries and wages, and employee benefits	1,579			-0-
Operating expenditures	<u>5,800</u>	<u>8,338</u>	<u>6,988</u>	<u>1,350</u>
Total expenditures	<u>7,379</u>	<u>8,338</u>	<u>6,988</u>	<u>1,350</u>
Excess (deficiency) of revenues over expenditures	(1,579)	(2,538)	<u>2,575</u>	<u>5,113</u>
Other Financing Sources (Uses):				
Transfers in				-0-
Transfers out				-0-
Total other financing sources (uses)	<u>-0-</u>	<u>-0-</u>	<u>-0-</u>	<u>-0-</u>
Net change in fund balances	(1,579)	(2,538)	2,575	5,113
Fund balances – beginning	<u>70,464</u>	<u>70,464</u>	<u>70,464</u>	<u>-0-</u>
Fund balances – ending	<u>\$ 68,885</u>	<u>\$ 67,926</u>	<u>\$ 73,039</u>	<u>\$ 5,113</u>

County & District Court Technology Fund			
Budgeted Amounts		Actual Amounts	Variance With Final Budget Positive (Negative)
Original	Final		
\$ 7,500	\$ 7,500	\$ 15,004	\$ 7,504
<u>160</u>	<u>160</u>	<u>316</u>	<u>156</u>
<u>7,660</u>	<u>7,660</u>	<u>15,320</u>	<u>7,660</u>
7,000	7,000		7,000
<u>4,860</u>	<u>4,860</u>		<u>4,860</u>
<u>11,860</u>	<u>11,860</u>	<u>-0-</u>	<u>11,860</u>
(<u>4,200</u>)	(<u>4,200</u>)	<u>15,320</u>	<u>19,520</u>
			<u>-0-</u>
			<u>-0-</u>
<u>-0-</u>	<u>-0-</u>	<u>-0-</u>	<u>-0-</u>
(<u>4,200</u>)	(<u>4,200</u>)	<u>15,320</u>	<u>19,520</u>
<u>70,215</u>	<u>70,215</u>	<u>70,215</u>	<u>-0-</u>
<u>\$ 66,015</u>	<u>\$ 66,015</u>	<u>\$ 85,535</u>	<u>\$ 19,520</u>

(continued)

MATAGORDA COUNTY, TEXAS

*SCHEDULE OF REVENUES, EXPENDITURES, AND CHANGES IN FUND BALANCES -
BUDGET AND ACTUAL - SPECIAL REVENUE FUNDS (NONMAJOR) – Continued*
For the Year Ended December 31, 2018

Exhibit 17
Page 5 of 5

	Historical Commission Fund			Variance with Final Budget Positive (Negative)
	Budgeted Amounts		Actual Amounts	
	Original	Final		
Revenues:				
Investment income	\$ _____	\$ _____	\$ _____ 80	\$ _____ 80
Total revenues	_____ -0-	_____ -0-	_____ 80	_____ 80
Expenditures:				
Community and Economic Development:				
Operating expenditures	_____ 7,000	_____ 7,000	_____ 4,070	_____ 2,930
Total expenditures	_____ 7,000	_____ 7,000	_____ 4,070	_____ 2,930
Excess (deficiency) of revenues over expenditures	(_____ 7,000)	(_____ 7,000)	(_____ 3,990)	_____ 3,010
Other Financing Sources (Uses):				
Transfers in	_____ 7,000	_____ 7,000	_____ 7,000	_____ -0-
Transfers out	_____ _____	_____ _____	_____ _____	_____ -0-
Total other financing sources (uses)	_____ 7,000	_____ 7,000	_____ 7,000	_____ -0-
Net change in fund balances	_____ -0-	_____ -0-	_____ 3,010	_____ 3,010
Fund balances – beginning	_____ 15,641	_____ 15,641	_____ 15,641	_____ -0-
Fund balances – ending	\$ _____ 15,641	\$ _____ 15,641	\$ _____ 18,651	\$ _____ 3,010



MATAGORDA COUNTY, TEXAS**COMBINING STATEMENT OF CHANGES IN ASSETS AND LIABILITIES -
AGENCY FUNDS**

For the Year Ended December 31, 2018

Exhibit 18
Page 1 of 2

	<u>Balance 01-01-18</u>	<u>Additions</u>	<u>Deductions</u>	<u>Balance 12-31-18</u>
COUNTY CLERK TRUST FUND:				
<i>Assets</i>				
Cash and investments	\$ <u>14,695</u>	\$ <u>40,755</u>	\$ <u>14,695</u>	\$ <u>40,755</u>
Total assets	\$ <u><u>14,695</u></u>	\$ <u><u>40,755</u></u>	\$ <u><u>14,695</u></u>	\$ <u><u>40,755</u></u>
<i>Liabilities and Fund Balance</i>				
Liabilities:				
Due to others	\$ <u>14,695</u>	\$ <u>40,755</u>	\$ <u>14,695</u>	\$ <u>40,755</u>
Total liabilities	\$ <u><u>14,695</u></u>	\$ <u><u>40,755</u></u>	\$ <u><u>14,695</u></u>	\$ <u><u>40,755</u></u>
DISTRICT CLERK TRUST FUND:				
<i>Assets</i>				
Cash and investments	\$ <u>1,012,258</u>	\$ <u>1,789,728</u>	\$ <u>1,012,258</u>	\$ <u>1,789,728</u>
Total assets	\$ <u><u>1,012,258</u></u>	\$ <u><u>1,789,728</u></u>	\$ <u><u>1,012,258</u></u>	\$ <u><u>1,789,728</u></u>
<i>Liabilities and Fund Balance</i>				
Liabilities:				
Due to others	\$ <u>1,012,258</u>	\$ <u>1,789,728</u>	\$ <u>1,012,258</u>	\$ <u>1,789,728</u>
Total liabilities	\$ <u><u>1,012,258</u></u>	\$ <u><u>1,789,728</u></u>	\$ <u><u>1,012,258</u></u>	\$ <u><u>1,789,728</u></u>
INMATE TRUST FUND:				
<i>Assets</i>				
Cash and investments	\$ <u>43,403</u>	\$ <u>51,343</u>	\$ <u>43,403</u>	\$ <u>51,343</u>
Total assets	\$ <u><u>43,403</u></u>	\$ <u><u>51,343</u></u>	\$ <u><u>43,403</u></u>	\$ <u><u>51,343</u></u>
<i>Liabilities and Fund Balance</i>				
Liabilities:				
Due to others	\$ <u>43,403</u>	\$ <u>51,343</u>	\$ <u>43,403</u>	\$ <u>51,343</u>
Total liabilities	\$ <u><u>43,403</u></u>	\$ <u><u>51,343</u></u>	\$ <u><u>43,403</u></u>	\$ <u><u>51,343</u></u>

MATAGORDA COUNTY, TEXAS**COMBINING STATEMENT OF CHANGES IN ASSETS AND LIABILITIES -****AGENCY FUNDS - Continued**

For the Year Ended December 31, 2018

Exhibit 18

Page 2 of 2

	<u>Balance 01-01-18</u>	<u>Additions</u>	<u>Deductions</u>	<u>Balance 12-31-18</u>
TAX ASSESSOR COLLECTOR FUND:				
<i>Assets</i>				
Cash and investments	\$ <u>178,237</u>	\$ <u>169,678</u>	\$ <u>178,237</u>	\$ <u>169,678</u>
Total assets	\$ <u><u>178,237</u></u>	\$ <u><u>169,678</u></u>	\$ <u><u>178,237</u></u>	\$ <u><u>169,678</u></u>
<i>Liabilities and Fund Balance</i>				
Liabilities:				
Due to other governments	\$ 178,145	\$ 169,678	\$ 178,145	\$ 169,678
Due to others	<u>92</u>	<u></u>	<u>92</u>	<u></u>
Total liabilities	\$ <u><u>178,237</u></u>	\$ <u><u>169,678</u></u>	\$ <u><u>178,237</u></u>	\$ <u><u>169,678</u></u>
ADULT PROBATION FUND:				
<i>Assets</i>				
Cash and investments	\$ <u>782,523</u>	\$ <u>1,426,866</u>	\$ <u>1,209,848</u>	\$ <u>999,541</u>
Total assets	\$ <u><u>782,523</u></u>	\$ <u><u>1,426,866</u></u>	\$ <u><u>1,209,848</u></u>	\$ <u><u>999,541</u></u>
<i>Liabilities and Fund Balance</i>				
Liabilities:				
Accounts payable	\$ 51,020	\$ 73,159	\$ 51,020	\$ 73,159
Due to others	<u>731,503</u>	<u>1,544,052</u>	<u>1,349,173</u>	<u>926,382</u>
Total liabilities	\$ <u><u>782,523</u></u>	\$ <u><u>1,617,211</u></u>	\$ <u><u>1,400,193</u></u>	\$ <u><u>999,541</u></u>
TOTALS – ALL AGENCY FUNDS:				
<i>Assets</i>				
Cash and investments	\$ <u>2,031,116</u>	\$ <u>3,478,370</u>	\$ <u>2,458,441</u>	\$ <u>3,051,045</u>
Total assets	\$ <u><u>2,031,116</u></u>	\$ <u><u>3,478,370</u></u>	\$ <u><u>2,458,441</u></u>	\$ <u><u>3,051,045</u></u>
<i>Liabilities and Fund Balance</i>				
Liabilities:				
Accounts payable	\$ 51,020	\$ 73,159	\$ 51,020	\$ 73,159
Due to other governments	178,145	169,678	178,145	169,678
Due to others	<u>1,801,951</u>	<u>3,425,878</u>	<u>2,419,621</u>	<u>2,808,208</u>
Total liabilities	\$ <u><u>2,031,116</u></u>	\$ <u><u>3,668,715</u></u>	\$ <u><u>2,648,786</u></u>	\$ <u><u>3,051,045</u></u>



STATISTICAL SECTION



MATAGORDA COUNTY, TEXAS

Statistical Section
(unaudited)

This part of the County's comprehensive annual financial report presents detailed information as a context for understanding what the information in the financial statements, note disclosures and additional supplementary information say about the County's overall financial health.

<u>Content</u>	<u>Page</u>
Financial Trends	110-117
These schedules contain trend information to help the reader understand how the County's financial performance and well-being have changed over time.	
Revenue Capacity	118-123
These schedules contain information to help the reader assess the County's most significant local revenue source, the property tax.	
Debt Capacity	124-127
These schedules present information to help the reader assess the affordability of the County's current level of outstanding debt and the government's ability to issue additional debt in the future.	
Demographic and Economic Indicators	128-129
These schedules offer demographic and economic indicators to help the reader understand the environment within which the County's financial activities take place.	
Operating Information	130-135
These schedules contain service and infrastructure data to help the reader understand how the information in the County's financial report relates to the services the County provides and the activities it performs.	

MATAGORDA COUNTY, TEXAS
NET POSITION BY COMPONENTS
 Last Ten Fiscal Years

Table 1

	<u>2009</u>	<u>2010</u>	<u>2011</u>	<u>2012</u>	<u>2013</u>
Governmental Activities:					
Net investment in capital assets	\$ 19,522,703	\$ 17,819,411	\$ 16,381,686	\$ 16,401,437	\$ 15,782,772
Restricted	5,034	3,978	1,096,131	935,092	816,242
Unrestricted	<u>9,800,301</u>	<u>8,393,819</u>	<u>6,238,050</u>	<u>5,812,670</u>	<u>5,930,480</u>
Total governmental activities net position	<u>\$ 29,328,038</u>	<u>\$ 26,217,208</u>	<u>\$ 23,715,867</u>	<u>\$ 23,149,199</u>	<u>\$ 22,529,494</u>

Source:

Comprehensive Annual Financial Report (Statement of Net Position)

Notes:

GASB 68 was implemented in 2015, and only 2014 ending balances have been restated.
 GASB 75 was implemented in 2018, and only 2017 ending balances have been restated.

<u>2014</u>	<u>2015</u>	<u>2016</u>	<u>2017</u>	<u>2018</u>
\$ 17,259,548	\$ 23,077,392	\$ 20,110,391	\$ 20,889,826	\$ 21,077,762
842,358	3,447,500	2,393,253	999,683	987,684
<u>5,973,418</u>	<u>2,236,338</u>	<u>2,241,129</u>	<u>(8,101,188)</u>	<u>(6,217,689)</u>
<u>\$ 24,075,324</u>	<u>\$ 28,761,230</u>	<u>\$ 24,744,773</u>	<u>\$ 13,788,321</u>	<u>\$ 15,847,757</u>

MATAGORDA COUNTY, TEXAS
CHANGES IN NET POSITION
 Last Ten Fiscal Years

Table 2

	<u>2009</u>	<u>2010</u>	<u>2011</u>	<u>2012</u>	<u>2013</u>
Expenses					
Governmental Activities:					
General government	\$ 2,800,507	\$ 2,916,150	\$ 3,238,152	\$ 3,573,090	\$ 3,564,536
Justice system	3,402,444	3,673,061	3,617,128	3,393,214	3,492,513
Public safety	3,846,603	3,301,813	3,441,085	3,379,800	3,612,977
Corrections and rehabilitation	2,229,983	2,396,883	2,246,252	2,036,930	2,261,328
Health and human services	1,283,782	1,397,815	1,364,578	1,354,286	1,390,657
Community and economic development	1,597,919	2,002,462	2,289,523	1,324,645	5,213,574
Infrastructure and environmental services	6,335,128	7,742,526	6,881,349	5,671,712	6,342,332
Intergovernmental			290,001	2,604,849	566,199
Interest and fiscal charges	<u>53,070</u>	<u>46,788</u>	<u>40,020</u>	<u>37,868</u>	<u>30,073</u>
Total governmental activities expenses	<u>\$ 21,549,436</u>	<u>\$ 23,477,498</u>	<u>\$ 23,408,088</u>	<u>\$ 23,376,394</u>	<u>\$ 26,474,189</u>
Program Revenues					
Governmental Activities:					
Charges for Services:					
General government	\$ 1,241,539	\$ 1,234,096	\$ 1,227,359	\$ 1,283,268	\$ 1,304,741
Justice system	1,069,513	682,049	897,829	783,258	1,062,915
Public safety	3,266,384	3,196,198	3,157,683	3,226,989	3,323,250
Corrections and rehabilitation	145,540	267,029	128,297	93,515	109,428
Health and human services	45,980	70,070	63,717	61,074	63,339
Community and economic development	144,380	205,118	196,767	200,410	188,626
Infrastructure and environmental services	83,753	387,145	278,522	112,564	129,682
Operating grants and contributions	2,500,369	2,383,709	2,214,978	4,251,542	5,511,435
Capital grants and contributions					<u>165,879</u>
Total governmental activities program revenues	<u>8,497,458</u>	<u>8,425,414</u>	<u>8,165,152</u>	<u>10,012,620</u>	<u>11,859,295</u>
Net (expense) revenue	<u>\$(13,051,978)</u>	<u>\$(15,052,084)</u>	<u>\$(15,242,936)</u>	<u>\$(13,363,774)</u>	<u>\$(14,614,894)</u>
General Revenues and Other Changes in Net Position					
Governmental Activities:					
Taxes	\$ 11,160,539	\$ 11,501,213	\$ 12,243,775	\$ 12,758,819	\$ 13,732,189
Investment income	65,041	99,083	267,556	33,357	97,781
Miscellaneous	<u>246,078</u>	<u>340,958</u>	<u>230,264</u>	<u>133,153</u>	<u>165,217</u>
Total general revenues	<u>\$ 11,471,658</u>	<u>\$ 11,941,254</u>	<u>\$ 12,741,595</u>	<u>\$ 12,925,329</u>	<u>\$ 13,995,187</u>
Change in net position	<u>\$(1,580,320)</u>	<u>\$(3,110,830)</u>	<u>\$(2,501,341)</u>	<u>\$(438,445)</u>	<u>\$(619,707)</u>

Source: Comprehensive Annual Financial Report (Statement of Activities)

<u>2014</u>	<u>2015</u>	<u>2016</u>	<u>2017</u>	<u>2018</u>
\$ 4,030,366	\$ 4,414,046	\$ 4,594,032	\$ 6,821,388	\$ 7,149,969
3,652,376	4,085,240	4,008,884	4,695,643	4,655,067
3,892,339	4,279,120	4,404,045	5,670,232	5,045,927
2,334,817	2,575,842	2,692,576	3,811,044	3,492,005
1,418,957	1,508,231	1,450,050	1,474,631	1,431,115
1,160,109	1,382,101	1,210,022	1,946,369	1,168,712
5,228,877	6,158,182	8,580,302	7,639,725	7,422,500
2,304,056	1,191,733	7,130,930		
<u>29,542</u>	<u>154,903</u>	<u>124,987</u>	<u>105,756</u>	<u>109,841</u>
<u>\$ 24,051,439</u>	<u>\$ 25,749,398</u>	<u>\$ 34,195,828</u>	<u>\$ 32,164,788</u>	<u>\$ 30,475,136</u>

\$ 1,325,694	\$ 1,388,439	\$ 1,373,609	\$ 1,694,057	\$ 2,118,407
1,374,752	1,972,518	248,067	2,086,607	2,454,436
3,398,955	3,292,142	2,821,947	3,216,636	3,447,637
140,975	154,935	179,924	870,203	844,217
72,083	64,854	72,149	89,472	123,678
180,042	228,692	214,760	344,333	318,288
352,573	411,784	392,615	1,661,543	1,633,287
1,322,719	1,225,197	1,065,975	2,636,558	2,648,962
<u>2,870,484</u>	<u>8,441,394</u>	<u>7,100,204</u>	<u>37,636</u>	<u>221,828</u>
<u>11,038,277</u>	<u>17,179,955</u>	<u>13,469,250</u>	<u>12,637,045</u>	<u>13,810,740</u>
<u>\$(13,013,162)</u>	<u>\$(8,569,443)</u>	<u>\$(20,726,578)</u>	<u>\$(19,527,743)</u>	<u>\$(16,664,396)</u>

\$ 14,269,367	\$ 15,272,676	\$ 16,392,558	\$ 18,533,031	\$ 17,932,603
107,161	46,471	144,532	262,237	259,431
<u>182,468</u>	<u>167,131</u>	<u>173,033</u>	<u>150,187</u>	<u>531,798</u>
<u>\$ 14,558,996</u>	<u>\$ 15,486,278</u>	<u>\$ 16,710,123</u>	<u>\$ 18,945,455</u>	<u>\$ 18,723,832</u>
<u>\$ 1,545,834</u>	<u>\$ 6,916,835</u>	<u>\$(4,016,455)</u>	<u>\$(582,288)</u>	<u>\$ 2,059,436</u>

MATAGORDA COUNTY, TEXAS
FUND BALANCES, GOVERNMENTAL FUNDS
 Last Ten Fiscal Years
 (modified accrual basis of accounting)

Table 3

	<u>2009</u>	<u>2010</u>	<u>2011</u>	<u>2012</u>	<u>2013</u>
General Fund:					
Non-spendable	\$	\$ 282,669	\$ 292,680	\$ 387,339	\$ 337,048
Restricted			931,516	1,027,113	1,224,842
Committed					
Unassigned		6,684,356	6,014,110	6,896,050	8,088,794
Unreserved	<u>7,419,087</u>	<u> </u>	<u> </u>	<u> </u>	<u> </u>
Total general fund	<u>\$ 7,419,087</u>	<u>\$ 6,967,025</u>	<u>\$ 7,238,306</u>	<u>\$ 8,310,502</u>	<u>\$ 9,650,684</u>
All Other Governmental Funds:					
Restricted	\$	\$ 1,100,257	\$ 1,103,170	\$ 894,586	\$ 816,480
Unassigned					
Reserved	4,924				
Unreserved, Reported In:					
Special Revenue Funds	<u>1,072,242</u>	<u> </u>	<u> </u>	<u> </u>	<u> </u>
Total all other governmental funds	<u>\$ 1,077,166</u>	<u>\$ 1,100,257</u>	<u>\$ 1,103,170</u>	<u>\$ 894,586</u>	<u>\$ 816,480</u>
Total all governmental funds	<u>\$ 8,496,253</u>	<u>\$ 8,067,282</u>	<u>\$ 8,341,476</u>	<u>\$ 9,205,088</u>	<u>\$ 10,467,164</u>

Source: Comprehensive Annual Financial Report (Balance Sheet - Governmental Funds)
 GASB 54 implemented in 2010 resulting in change in fund balance categories.

<u>2014</u>	<u>2015</u>	<u>2016</u>	<u>2017</u>	<u>2018</u>
\$ 617,348	\$ 937,646	\$ 408,330	\$ 523,587	\$ 893,161
1,654,219	1,788,128			
7,925,903	7,623,601	1,436,849	1,686,685	1,487,792
		9,056,754	10,736,520	14,058,826
<u>\$ 10,197,470</u>	<u>\$ 10,349,375</u>	<u>\$ 10,901,933</u>	<u>\$ 12,946,792</u>	<u>\$ 16,439,779</u>
\$ 829,824	\$ 3,432,048	\$ 2,395,215	\$ 2,093,668	\$ 2,088,975
			(759,419)	(525,418)
<u>\$ 829,824</u>	<u>\$ 3,432,048</u>	<u>\$ 2,395,215</u>	<u>\$ 1,334,249</u>	<u>\$ 1,563,557</u>
<u>\$ 11,027,294</u>	<u>\$ 13,781,423</u>	<u>\$ 13,297,148</u>	<u>\$ 14,281,041</u>	<u>\$ 18,003,336</u>

MATAGORDA COUNTY, TEXAS

CHANGES IN FUND BALANCES, GOVERNMENTAL FUNDS

Last Ten Fiscal Years

Table 4

	<u>2009</u>	<u>2010</u>	<u>2011</u>	<u>2012</u>	<u>2013</u>
Revenues:					
Taxes	\$ 11,124,689	\$ 11,422,107	\$ 12,219,087	\$ 12,766,067	\$ 13,790,874
Licenses and permits	818,549	813,885	792,739	794,878	780,770
Intergovernmental	2,478,021	2,130,808	2,255,663	4,273,126	5,679,217
Charges for services	4,524,898	4,959,784	4,622,755	4,445,502	4,692,877
Fines	415,196	358,715	409,390	379,955	359,083
Investment income	272,525	368,082	246,270	146,783	170,191
Miscellaneous	<u>273,743</u>	<u>523,112</u>	<u>270,267</u>	<u>262,134</u>	<u>323,794</u>
Total revenues	<u>19,907,621</u>	<u>20,576,493</u>	<u>20,816,171</u>	<u>23,068,445</u>	<u>25,796,806</u>
Expenditures:					
General government	2,646,612	2,683,735	2,805,567	3,067,887	3,262,721
Justice system	3,155,191	3,389,233	3,295,213	3,070,179	3,138,020
Public safety	3,547,744	2,967,366	3,090,014	2,996,188	3,206,246
Corrections and rehabilitation	2,018,431	2,161,546	2,087,751	1,906,351	2,102,157
Health and human services	1,208,428	1,316,134	1,261,528	1,254,709	1,283,214
Community and economic development	1,223,005	1,223,185	1,267,022	1,034,598	991,326
Infrastructure and environmental services	5,063,458	5,722,007	5,058,387	4,821,509	8,985,216
Intergovernmental			290,001	2,613,425	566,199
Capital outlay	927,524	1,358,599	1,388,221	1,059,886	1,145,088
Debt Service:					
Principal	130,000	135,000	145,000	212,555	278,751
Interest and fiscal charges	<u>54,873</u>	<u>48,659</u>	<u>42,093</u>	<u>39,325</u>	<u>32,758</u>
Total expenditures	<u>19,975,266</u>	<u>21,005,464</u>	<u>20,730,797</u>	<u>22,076,612</u>	<u>24,991,696</u>
Excess of revenues over (under) expenditures	<u>(67,645)</u>	<u>(428,971)</u>	<u>85,374</u>	<u>991,833</u>	<u>805,110</u>
Other Financing Sources (Uses):					
Transfers in	67,612	53,450	70,053	40,695	33,500
Transfers out	(67,612)	(53,450)	(70,053)	(40,695)	(33,500)
Proceeds from sale of capital asset					
Issuance of capital lease			188,820		456,965
Issuance of certificates of obligation bonds					
Premium on issuance					
Total other financing sources (uses)	<u>-0-</u>	<u>-0-</u>	<u>188,820</u>	<u>-0-</u>	<u>456,965</u>
Extraordinary items	<u>-0-</u>	<u>-0-</u>	<u>-0-</u>	<u>-0-</u>	<u>-0-</u>
Net change in fund balances	<u>\$(67,645)</u>	<u>\$(428,971)</u>	<u>\$ 274,194</u>	<u>\$ 991,833</u>	<u>\$ 1,262,075</u>
Debt service as a percentage of noncapital expenditures	1.0%	0.9%	1.0%	1.2%	1.3%

Source: Comprehensive Annual Financial Reports (Statement of Revenues, Expenditures, and Changes in Fund Balances).

<u>2014</u>	<u>2015</u>	<u>2016</u>	<u>2017</u>	<u>2018</u>
\$ 13,286,586	\$ 14,171,108	\$ 16,833,700	\$ 18,184,334	\$ 19,851,001
805,842	766,767	770,097	756,759	772,907
3,465,873	9,719,811	8,304,186	2,512,824	2,443,565
4,923,019	4,985,894	4,431,355	4,417,327	4,830,075
406,122	420,317	429,327	435,100	491,568
189,396	167,131	173,033	259,106	252,452
<u>1,150,101</u>	<u>306,915</u>	<u>343,087</u>	<u>311,556</u>	<u>764,204</u>
<u>24,226,939</u>	<u>30,537,943</u>	<u>31,284,785</u>	<u>26,877,006</u>	<u>29,405,772</u>
3,112,170	3,320,691	4,819,501	5,662,847	5,931,771
3,239,914	3,626,356	3,540,786	3,611,473	3,867,564
3,437,289	3,750,060	3,821,650	4,129,307	3,967,106
2,159,036	2,358,621	2,455,704	2,347,663	2,415,983
1,297,399	1,339,962	1,342,124	1,344,985	1,289,160
1,025,094	1,193,530	1,074,855	1,722,320	1,035,798
5,252,783	5,787,483	5,980,068	4,037,783	4,813,896
2,304,056	989,112	6,442,116		
1,662,313	8,807,972	1,569,425	3,016,712	1,784,087
303,265	512,668	594,965	456,156	475,036
<u>24,858</u>	<u>132,629</u>	<u>127,864</u>	<u>112,560</u>	<u>117,251</u>
<u>23,818,177</u>	<u>31,819,084</u>	<u>31,769,058</u>	<u>26,441,806</u>	<u>25,697,652</u>
<u>408,762</u>	<u>(1,281,141)</u>	<u>(484,273)</u>	<u>435,200</u>	<u>3,708,120</u>
34,500	34,500	34,500	34,500	34,499
(34,500)	(34,500)	(34,500)	(34,500)	(34,499)
			12,148	14,175
151,371	1,224,946		536,545	
	2,750,000			
	<u>60,325</u>			
<u>151,371</u>	<u>4,035,271</u>	<u>-0-</u>	<u>548,693</u>	<u>14,175</u>
<u>-0-</u>	<u>-0-</u>	<u>-0-</u>	<u>-0-</u>	<u>-0-</u>
<u>\$ 560,133</u>	<u>\$ 2,754,130</u>	<u>\$ (484,273)</u>	<u>\$ 983,893</u>	<u>\$ 3,722,295</u>
1.5%	2.8%	2.4%	2.4%	2.5%

MATAGORDA COUNTY, TEXAS**ASSESSED VALUE AND ESTIMATED ACTUAL VALUE OF TAXABLE PROPERTY**

Last Ten Fiscal Years

Table 5

Fiscal Year	Assessed Real Property	Assesses Non-Real Property	Less: Tax-exempt Property	Total Taxable Assessed Value	Total Direct Tax Rate	Estimated Actual Taxable Value	Taxable Assessed Value as a Percentage of Actual Taxable Value
2009	\$ 4,381,977,682	\$ 95,029,605	\$ (491,074,920)	\$ 3,985,932,367	0.274980	\$ 3,985,932,367	100.00%
2010	3,533,533,063	1,116,722,810	(510,369,654)	4,139,886,219	0.274780	4,139,886,219	100.00%
2011	3,412,943,688	1,553,978,640	(552,937,135)	4,413,985,193	0.281620	4,413,985,193	100.00%
2012	4,085,451,154	950,761,254	(546,317,547)	4,489,894,861	0.298780	4,489,894,861	100.00%
2013	3,997,000,381	1,127,092,670	(560,957,690)	4,563,135,361	0.320990	4,563,135,361	100.00%
2014	2,347,521,763	2,791,886,570	(559,982,098)	4,579,426,235	0.358670	4,579,426,235	100.00%
2015	3,179,148,560	1,660,523,790	(579,127,165)	4,260,545,185	0.395680	4,260,545,185	100.00%
2016	3,535,169,802	1,477,166,650	(746,127,230)	4,266,209,222	0.419980	4,266,209,222	100.00%
2017	3,860,625,616	1,442,071,480	(994,209,738)	4,308,487,358	0.418980	4,308,487,358	100.00%
2018	4,485,887,994	1,538,427,351	(1,576,741,549)	4,447,573,796	0.417580	4,447,573,796	100.00%

Source: Matagorda County Central Appraisal District



MATAGORDA COUNTY, TEXAS**DIRECT AND OVERLAPPING PROPERTY TAX RATES**

Table 6

Last Ten Fiscal Years

(rate per \$100 of assessed value)

	2009 Tax Rate	2010 Tax Rate	2011 Tax Rate	2012 Tax Rate	2013 Tax Rate
Cities:					
Bay City	0.52934	0.56424	0.56981	0.57191	0.56794
Palacios	0.72717	0.81316	0.85787	0.85787	0.85787
School Districts:					
Bay City ISD	1.32000	1.32000	1.32000	1.32000	1.32394
Matagorda ISD	1.14924	1.16361	1.16720	1.17000	1.16373
Palacios ISD	1.06000	1.06000	1.08500	1.09500	1.10000
Tidehaven ISD	1.03500	1.00500	1.00500	1.19864	1.21760
Van Vleck ISD	1.01000	1.04000	1.04000	1.04000	1.04000
Matagorda County:					
County	0.27498	0.27478	0.28162	0.29878	0.32099
Utility Districts:					
Beach Road Municipal Utility District	0.11302	0.11661	0.11909	0.12549	0.12943
Caney Creek Municipal Utility District	0.36229	0.36243	0.37594	0.38161	0.39387
Special Districts:					
Coastal Plains Groundwater District	0.00448	0.00448	0.00448	0.00479	0.00476
Matagorda County Conservation & Reclamation	0.00497	0.00481	0.00456	0.00470	0.00522
Matagorda County Drainage District #1	0.09329	0.09627	0.09628	0.09524	0.08600
Matagorda County Drainage District #1	0.06200	0.04384	0.03691	0.03366	0.03731
Matagorda County Drainage District #3	0.01700	0.01700	0.01700	0.01700	0.01500
Matagorda County Drainage District #4	0.18097	0.21448	0.23000	0.22311	0.22380
Matagorda County Hospital District	0.18588	0.18851	0.20003	0.23163	0.25600
Matagorda County Navigation District #1	0.03793	0.03874	0.03874	0.03938	0.03872
Matagorda County Palacios Seawall Commission	0.01700	0.01736	0.01700	0.01820	0.01650
Matagorda County Water Control Improvement District #2	0.14799	0.14850	0.17494	0.17494	0.20745
Matagorda County Water Control Improvement District #6	0.23000	0.23493	0.24955	0.26632	0.26632
Port of Bay City Authority	0.03245	0.03116	0.03175	0.03284	0.03645

Source: Matagorda County Tax Assessor and Palacios ISD Tax Assessor

<u>2014 Tax Rate</u>	<u>2015 Tax Rate</u>	<u>2016 Tax Rate</u>	<u>2017 Tax Rate</u>	<u>2018 Tax Rate</u>
0.60209	0.60209	0.60209	0.65500	0.65500
0.85787	0.84000	0.84000	0.85351	0.85351
1.34064	1.34064	1.33120	1.43701	1.55222
1.14831	1.15074	1.14587	1.13958	1.13541
1.10500	1.13500	1.13500	1.13500	1.13500
1.33118	1.37897	1.26111	1.25540	1.22275
0.98840	1.03410	1.01400	1.01400	1.25325
0.35867	0.39568	0.41998	0.41898	0.41758
0.13454	0.13317	0.14102	0.13811	0.13641
0.39000	0.39387	0.38865	0.38918	0.40008
0.00495	0.00500	0.00499	0.00478	0.00478
0.00577	0.00646	0.00691	0.00721	0.00765
0.07750	0.07158	0.06554	0.05138	0.04178
0.04590	0.05287	0.05132	0.05107	0.05230
0.01500	0.01500	0.01635	0.01825	0.02089
0.22249	0.25000	0.26629	0.24150	0.23800
0.27624	0.30147	0.31270	0.32096	0.32159
0.04681	0.04427	0.04442	0.04474	0.04533
0.01761	0.01761	0.01786	0.01841	0.01945
0.21179	0.21179	0.20055	0.20292	0.19822
0.26632	0.25511	0.25511	0.25511	0.25511
0.04044	0.04539	0.04856	0.05072	0.05389

MATAGORDA COUNTY, TEXAS
PRINCIPAL PROPERTY TAXPAYERS
 Current Year and Nine Years Ago

Table 7

Taxpayer	2018			2009		
	2018 Taxable Assessed Value	Rank	% of Total Assessed Value	2009 Taxable Assessed Value	Rank	% of Total Assessed Value
NRG	\$ 737,393,580	1	16.58%	\$ 1,074,367,942	1	26.95%
Tres Palacios Gas Storage	216,184,450	2	4.86%	--	--	--
Equistar Chemical, LP	141,512,300	3	3.18%	190,058,810	2	4.77%
Ingleside Ethylene, LLC	133,780,000	4	3.01%	--	--	--
Oxea Corporation	112,936,240	5	2.54%	74,495,240	3	1.87%
Williams Fld Svcs – Gulf Coast Co.	91,348,220	6	2.05%	35,488,360	9	0.89%
Kinder Morgan Texas Pipeline	69,326,670	7	1.56%	--	--	--
Texas Brine Corporation	62,035,970	8	1.39%	--	--	--
AEP Texas Central Company	55,099,470	9	1.24%	--	--	--
Celanese LTD Chemical	49,448,530	10	1.11%	33,760,990	10	0.85%
Flint Hills Resources Inv	--	--	--	73,317,920	4	1.84%
Valerus Compression Services	--	--	--	49,903,900	5	1.25%
Square Mile Energy, LLC	--	--	--	44,276,200	6	1.11%
Midtex Gas Storage Company	--	--	--	36,956,570	7	0.93%
Devon Energy Production	--	--	--	35,593,420	8	0.89%
Total	\$ 1,669,065,430		37.52%	\$ 1,648,219,352		41.35%
Total Taxable Assessed Value	\$ 4,447,573,796			\$ 3,985,932,367		

Source: Matagorda County Tax Assessor

MATAGORDA COUNTY, TEXAS
PROPERTY TAX LEVIES AND COLLECTIONS
 Last Ten Fiscal Years

Table 8

Fiscal Year	Tax Levy as of Fiscal Year End	Adjustments	Adjusted Levy	Collected Within the Fiscal Year of the Levy		Collections in Subsequent Years	Total Collections to Date	
				Amount	Percentage of Levy		Amount	Percentage of Levy
2009	\$ 11,384,047	\$(36,452)	\$ 11,347,595	\$ 11,315,231	99.71%	\$ 3,628	\$ 11,318,859	99.75%
2010	12,129,877	(19,938)	12,109,939	12,080,093	99.75%	3,814	12,083,907	99.79%
2011	12,644,542	(203,558)	12,440,984	12,407,390	99.73%	5,337	12,412,727	99.77%
2012	13,635,349	(298,185)	13,337,164	13,285,597	99.61%	9,729	13,295,326	99.69%
2013	14,701,308	(1,021,222)	13,680,086	13,614,562	99.52%	18,555	13,633,117	99.66%
2014	15,282,252	25,106	15,307,358	14,122,704	92.26%	1,115,680	15,238,384	99.55%
2015	16,882,334	(64,509)	16,817,825	16,034,255	95.34%	694,130	16,728,385	99.47%
2016	18,101,810	46,842	18,148,652	17,604,870	97.00%	398,152	18,003,022	99.20%
2017	18,638,936	17,362	18,656,298	18,403,238	98.64%	--	18,403,238	98.64%
2018	18,813,107	(34,403)	18,778,704	5,615,533	29.90%	--	5,615,533	29.90%

Source: Matagorda County Tax Assessor-Collector

MATAGORDA COUNTY, TEXAS*RATIOS OF GENERAL BONDED DEBT OUTSTANDING*

Last Ten Fiscal Years

Table 9

Fiscal Year	Governmental Activities			Percentage of Personal Income	Population	Debt per Capita
	Certificates of Obligation ¹	Capital Leases	Total Outstanding Debt			
2009	\$ 1,105,000	\$ --	\$ 1,105,000	0.10%	37,265	29.65
2010	970,000	--	970,000	0.09%	36,978	26.23
2011	825,000	188,820	1,013,820	0.08%	36,763	27.58
2012	675,000	126,265	801,265	0.07%	36,809	21.77
2013	520,000	459,478	979,478	0.08%	36,547	26.80
2014	355,000	620,634	975,634	0.08%	36,592	26.66
2015	2,987,310	1,359,864	4,347,174	0.32%	36,519	119.04
2016	2,804,294	944,431	3,748,725	0.26%	36,770	101.95
2017	2,698,129	1,129,820	3,827,949	0.26%	37,187	102.94
2018	2,585,072	764,784	3,349,856	0.22%	36,840	90.93

Source: Comprehensive Annual Financial Report

¹ Presented net of original issuance premiums

MATAGORDA COUNTY, TEXAS

RATIO OF GENERAL BONDED DEBT OUTSTANDING

Last Ten Fiscal Years

Table 10

Fiscal Year	Governmental Activities			Total	Percentage of Estimated Actual Taxable Value of Property(3)	Per Capita(4)
	General Obligation Bonds(1)	Less: Amounts Available in Debt Service Fund(2)				
2018	\$ 2,585,072	\$ 37,574	\$ 2,547,498	0.06%	69	
2017	2,698,129	32,956	2,665,173	0.06%	72	
2016	2,804,294	26,002	2,778,292	0.07%	76	
2015	2,987,310	6,191	2,981,119	0.07%	82	
2014	355,000	14,657	340,343	0.01%	9	
2013	520,000	18,055	501,945	0.01%	14	
2012	675,000	13,787	661,213	0.01%	18	
2011	825,000	11,363	813,637	0.02%	22	
2010	970,000	7,505	962,495	0.02%	26	
2009	1,105,000	4,924	1,100,076	0.03%	30	

Source: Comprehensive Annual Financial Report (Detailed Notes on all Funds)

- 1) This is the general bonded debt of both governmental activities, net of original issue premiums.
- 2) This is the amount restricted for debt service principal payments.
- 3) See the of Assessed Value and Estimated Actual Value of Taxable Property on page 118 for property value data.
- 4) Population date can be found in the Schedule of Demographic and Economic Statistics on page 128.

MATAGORDA COUNTY, TEXAS*DIRECT AND OVERLAPPING GOVERNMENTAL ACTIVITIES DEBT*

As of December 31, 2018

Table 11

<u>Governmental Unit</u>	<u>Debt Outstanding</u>	<u>Estimated Percentage Applicable</u>	<u>Estimated Share of Direct and Overlapping Debt</u>
City of Bay City	\$ 12,421,721	100.00%	\$ 12,421,721
City of Palacios	4,280,000	100.00%	4,280,000
Tidehaven ISD	64,415,470	100.00%	64,415,470
Palacios ISD	6,258,898	94.08%	5,888,121
Bay City ISD	94,747,263	100.00%	94,747,263
Van Vleck ISD	66,603,768	100.00%	66,603,768
Matagorda County Navigation District #1	1,160,000	100.00%	1,160,000
Caney Creek Municipal Utility District	2,611,000	100.00%	2,611,000
Beach Road Municipal Utility District	647,190	100.00%	<u>647,190</u>
Sub-total Overlapping Debt			252,774,533
Matagorda County, Texas direct debt			<u>3,349,856</u>
Total Direct & Overlapping Debt			<u>\$ 256,124,389</u>

Source: Outstanding debt and applicable percentages provided by each governmental unit.

Note: Overlapping governments are those that coincide, at least in part, with geographic boundaries of the County. This schedule estimates the portion of the outstanding debt of those overlapping governments that is borne by the property taxpayers of the County. This process recognizes that, when considering the County's ability to issue and repay long-term debt, the entire debt burden borne by the property taxpayers should be taken into account. However, this does not imply that every taxpayer is a resident, and therefore, responsible for repaying the debt, of each overlapping government.

MATAGORDA COUNTY, TEXAS
LEGAL DEBT MARGIN INFORMATION
 Last Ten Fiscal Years

Table 12

	<u>2009</u>	<u>2010</u>	<u>2011</u>	<u>2012</u>	<u>2013</u>
Debt limit	\$ 597,889,855	\$ 620,982,933	\$ 1,103,496,298	\$ 1,122,473,715	\$ 1,140,783,840
Total net debt applicable to limit	<u>1,100,076</u>	<u>977,505</u>	<u>813,637</u>	<u>661,213</u>	<u>501,945</u>
Legal debt margin	<u>\$ 596,789,779</u>	<u>\$ 620,005,428</u>	<u>\$ 1,102,682,661</u>	<u>\$ 1,121,812,502</u>	<u>\$ 1,140,281,895</u>
Total net debt applicable to the limit as a percentage of debt limit	<u>0.18%</u>	<u>0.16%</u>	<u>0.07%</u>	<u>0.06%</u>	<u>0.04%</u>
	<u>2014</u>	<u>2015</u>	<u>2016</u>	<u>2017</u>	<u>2018</u>
Debt limit	\$ 1,144,856,559	\$ 1,062,200,105	\$ 1,066,552,306	\$ 1,074,456,667	\$ 1,109,345,951
Total net debt applicable to limit	<u>349,747</u>	<u>2,936,191</u>	<u>2,830,296</u>	<u>2,665,173</u>	<u>2,547,498</u>
Legal debt margin	<u>\$ 1,144,506,812</u>	<u>\$ 1,059,263,914</u>	<u>\$ 1,063,722,010</u>	<u>\$ 1,071,791,494</u>	<u>\$ 1,106,798,453</u>
Total net debt applicable to the limit as a percentage of debt limit	<u>0.03%</u>	<u>0.28%</u>	<u>0.27%</u>	<u>0.25%</u>	<u>0.23%</u>

Legal Debt Margin Calculation for the Current Fiscal Year

Assessed Value	\$ 4,447,573,796
Debt Limit (25% of Assessed Value)	1,111,893,449
Debt Applicable to Limit:	
General Obligation Bonds	2,585,072
Less: Amount set aside for repayment of General Obligation Debt	<u>37,574</u>
Total Net Debt Applicable to Limit	<u>2,547,498</u>
Legal Debt Margin	<u>\$ 1,109,345,951</u>

Sources: Matagorda County Appraisal District and Matagorda County Comprehensive Annual Financial Report.

MATAGORDA COUNTY, TEXAS
 DEMOGRAPHIC AND ECONOMIC STATISTICS
 Last Ten Fiscal Years

Table 13

<u>Fiscal Year</u>	<u>Population(1)</u>	<u>Per Capita Income (1)</u>	<u>Personal Income (Thousands of Dollars)</u>	<u>Public School Enrollment(2)</u>	<u>Unemployment Rate(3)</u>
2018	36,840	\$ 40,827	\$ 1,504,079	7,255	5.7%
2017	37,187	39,090	1,453,644	7,150	6.7%
2016	36,770	39,493	1,452,173	7,264	7.8%
2015	36,519	37,324	1,363,043	7,121	7.3%
2014	36,592	35,426	1,296,291	7,022	6.7%
2013	36,547	33,696	1,231,490	7,009	9.1%
2012	36,809	33,287	1,225,279	7,096	9.4%
2011	36,763	32,955	1,211,531	7,159	16.4%
2010	36,978	30,409	1,124,476	7,182	10.3%
2009	37,265	28,809	1,073,586	7,373	7.0%

Sources: (1) Bureau of Economic Analysis
 (2) Texas Education Agency
 (3) Texas LMCI Tracer 2

MATAGORDA COUNTY, TEXAS
PRINCIPAL EMPLOYERS
 Current Year and Nine Years Ago

Table 14

Employer	2018			2009		
	Number of Employees	Rank	% of Total County Employment	Number of Employees	Rank	% of Total County Employment
South Texas Project	1,166	1	7.51%	1,189	1	7.46%
Tenaris	702	2	4.52%			
Bay City ISD	537	3	3.46%	641	2	4.02%
Matagorda Hospital	301	4	1.94%	234	6	1.47%
Matagorda County	241	5	1.55%	247	4	1.55%
Palacios ISD	223	6	1.44 %	246	5	1.54%
Oxea	183	7	1.18 %	138	10	0.87%
Lyondell	160	8	1.03 %			
City of Bay City	152	9	0.98 %	212	7	1.33%
Van Vleck ISD	158	10	1.02%	167	8	1.05%
Wal-Mart	135		0.87%	271	3	1.70%
Tidehaven ISD	140		0.90%	145	9	0.91%
Total	<u>4,098</u>		<u>26.40%</u>	<u>3,490</u>		<u>21.90%</u>

Source: Texas LMCI Tracer – Total County employment for current year

MATAGORDA COUNTY, TEXAS**FULL-TIME EQUIVALENT EMPLOYEES BY FUNCTION**

Last Ten Fiscal Years

Table 15

Function	Fiscal Year									
	2009	2010	2011	2012	2013	2014	2015	2016	2017	2018
General government	34	34	34	34	34	35	32	31	30	36
Justice system	37	37	37	34	34	34	42	36	42	47
Public safety	47	48	48	49	49	48	45	42	42	46
Corrections & rehabilitation	35	35	35	35	35	35	35	35	53	53
Health & human services	7	7	7	7	7	7	7	8	8	8
Community & economic development	10	10	10	10	10	10	10	7	8	9
Infrastructure & environmental services	<u>35</u>	<u>33</u>	<u>37</u>	<u>37</u>	<u>37</u>	<u>39</u>	<u>32</u>	<u>33</u>	<u>34</u>	<u>39</u>
Total	<u>205</u>	<u>204</u>	<u>208</u>	<u>206</u>	<u>206</u>	<u>208</u>	<u>203</u>	<u>192</u>	<u>217</u>	<u>238</u>

Source: Human Resources and Auditor's Office



MATAGORDA COUNTY, TEXAS
OPERATING INDICATORS BY FUNCTION
 Last Ten Fiscal Years

Table 16

Function	Fiscal Year				
	2009	2010	2011	2012	2013
General Government:					
Births filed	389	404	386	355	474
Deaths filed	258	273	258	287	281
Marriage license applications	265	321	327	328	309
Registered voters	20,806	21,116	20,543	21,358	20,525
Auto titles	5,489	4,513	5,491	5,686	5,731
Justice System					
District Court					
Civil cases filed	764	399	425	386	383
Civil case dispositions	933	414	330	371	304
Criminal cases filed	538	718	413	379	488
Criminal case dispositions	548	879	483	554	553
County Court					
Civil cases filed	52	64	75	67	74
Civil case dispositions	30	65	71	61	67
Criminal cases filed	935	968	986	1,001	982
Criminal case dispositions	1,073	1,096	4,955	1,112	989
Justices of the Peace					
Civil cases filed	408	363	385	374	416
Civil case dispositions	166	141	181	866	413
Criminal cases filed	6,599	5,351	4,955	3,931	3,381
Criminal case dispositions	5,153	3,848	4,626	5,500	3,566
Public safety					
Total calls for service	7,851	7,863	7,976	7,605	6,262
Total arrests	744	970	791	680	800
Corrections and Rehabilitation					
Number of inmates per year	1,582	1,732	1,808	1,391	2,017
Health and Human Services					
Food permits issued	245	250	249	242	234
Food inspections	362	*	*	*	*
Septic permits issued	104	123	111	97	109
Building permits issued	367	375	333	297	330
Electrical permits issued	210	446	498	510	488

Sources: Various County department records

*: Information not available

Fiscal Year				
2014	2015	2016	2017	2018
571	514	545	596	440
284	286	293	311	280
276	307	325	324	282
20,978	20,656	21,535	21,352	21,153
5,717	5,621	5,561	5,093	5,369
307	337	435	464	847
355	254	217	266	793
334	260	360	465	326
508	512	560	424	451
73	58	63	83	66
58	88	78	63	59
850	729	784	719	603
1,013	942	1,017	658	740
414	418	416	406	862
368	396	361	367	685
3,452	2,906	3,068	3,539	4,355
2,032	2,412	2,719	2,779	3,765
6,552	7,287	7,513	7,571	10,025
799	718	727	807	832
2,083	1,866	1,075	1,322	2,199
238	253	266	244	249
*	*	*	*	*
148	124	136	157	158
373	290	281	372	385
516	100	100	571	481

MATAGORDA COUNTY, TEXAS
CAPITAL ASSET STATISTICS BY FUNCTION
 Last Ten Fiscal Years

Table 17

Function	Fiscal Year				
	2009	2010	2011	2012	2013
General Government					
Buildings	42	42	42	42	42
Public Safety					
Sheriff vehicles	48	55	53	53	46
Fire and ambulance	48	48	48	48	50
Infrastructure and Environmental Services					
County roads (miles)	1,126	1,126	1,126	1,126	1,126
County bridges	87	87	87	87	87
Community and Economic Development					
County parks	9	9	9	9	9

Sources: Various County department records

Fiscal Year				
2014	2015	2016	2017	2018
42	42	42	43	44
48	49	49	53	52
51	51	51	51	54
1,126	1,126	1,126	1,126	1,126
87	87	87	87	87
9	9	9	9	9



FEDERAL AWARDS SECTION



Kennemer, Masters & Lunsford

CERTIFIED PUBLIC ACCOUNTANTS

Limited Liability Company

Lake Jackson Office:
8 West Way Court
Lake Jackson, Texas 77566
979-297-4075

Angleton Office:
2801 N. Velasco Suite C
Angleton, Texas 77515
979-849-8297

El Campo Office:
201 W. Webb
El Campo, Texas 77437
979-543-6836

Independent Auditor's Report

On Internal Control over Financial Reporting and on Compliance and Other Matters Based on an Audit of Financial Statements Performed in Accordance with *Government Auditing Standards*

The Honorable County Judge
and Members of Commissioners
Court of Matagorda County, Texas

We have audited, in accordance with the auditing standards generally accepted in the United States of America and the standards applicable to financial audits contained in *Government Auditing Standards* issued by the Comptroller General of the United States, the financial statements of the governmental activities, each major fund, and the aggregate remaining fund information of Matagorda County, Texas (the "County"), as of and for the year ended December 31, 2018, and the related notes to the financial statements, which collectively comprise the County's basic financial statements, and have issued our report thereon dated June 26, 2019.

Internal Control over Financial Reporting

In planning and performing our audit of the financial statements, we considered the County's internal control over financial reporting (internal control) to determine the audit procedures that are appropriate in the circumstances for the purpose of expressing our opinions on the financial statements, but not for the purpose of expressing an opinion on the effectiveness of the County's internal control. Accordingly, we do not express an opinion on the effectiveness of the County's internal control.

A *deficiency in internal control* exists when the design or operation of a control does not allow management or employees, in the normal course of performing their assigned functions, to prevent, or detect and correct, misstatements on a timely basis. A *material weakness* is a deficiency, or a combination of deficiencies, in internal control such that there is a reasonable possibility that a material misstatement of the entity's financial statements will not be prevented, or detected and corrected on a timely basis. A *significant deficiency* is a deficiency, or a combination of deficiencies, in internal control that is less severe than a material weakness, yet important enough to merit attention by those charged with governance.

Our consideration of internal control was for the limited purpose described in the first paragraph of this section and was not designed to identify all deficiencies in internal control that might be material weaknesses or significant deficiencies and therefore, material weaknesses or significant deficiencies may exist that have not been identified. Given these limitations, during our audit we did not identify any deficiencies in internal control that we consider to be material weaknesses. We did identify certain deficiencies in internal control, described in the accompanying schedule of findings and questioned costs as item 2018-001, that we consider to be significant deficiencies.

www.kmandl.com – Email: kmkw@kmandl.com

Members: American Institute of Certified Public Accountants, Texas Society of Certified Public Accountants,
Partnering for CPA Practice Success

The Honorable County Judge
and Members of Commissioners
Court of Matagorda County, Texas

Compliance and Other Matters

As part of obtaining reasonable assurance about whether the County's financial statements are free from material misstatement, we performed tests of its compliance with certain provisions of laws, regulations, contracts, and grant agreements, noncompliance with which could have a direct and material effect on the determination of financial statement amounts. However, providing an opinion on compliance with those provisions was not an objective of our audit, and accordingly, we do not express such an opinion. The results of our tests disclosed no instances of noncompliance or other matters that are required to be reported under *Government Auditing Standards*.

Purpose of this Report

The purpose of this report is solely to describe the scope of our testing of internal control and compliance and the results of that testing, and not to provide an opinion on the effectiveness of the entity's internal control or on compliance. This report is an integral part of an audit performed in accordance with *Government Auditing Standards* in considering the entity's internal control and compliance. Accordingly, this communication is not suitable for any other purpose.

Kerremey, Masters & Kingford, LLC

Lake Jackson, Texas
June 26, 2019

Kennemer, Masters & Lunsford

CERTIFIED PUBLIC ACCOUNTANTS
Limited Liability Company

Lake Jackson Office:
8 West Way Court
Lake Jackson, Texas 77566
979-297-4075

Angleton Office:
2801 N. Velasco Suite C
Angleton, Texas 77515
979-849-8297

El Campo Office:
201 W. Webb
El Campo, Texas 77437
979-543-6836

Independent Auditor's Report

On Compliance for each Major Program and on Internal
Control over Compliance Required by the Uniform Guidance

The Honorable County Judge
and Members of Commissioners
Court of Matagorda County, Texas

Report on Compliance for Each Major Federal Program

We have audited Matagorda County, Texas' (the "County") compliance with the types of compliance requirements described in the *OMB Compliance Supplement* that could have a direct and material effect on each of the County's major federal programs for the year ended December 31, 2018. The County's major federal programs are identified in the summary of auditor's results section of the accompanying schedule of findings and questioned costs.

Management's Responsibility

Management is responsible for compliance with federal statutes, regulations, and the terms and conditions of its federal awards applicable to its federal programs.

Auditor's Responsibility

Our responsibility is to express an opinion on compliance for each of the County's major federal programs based on our audit of the types of compliance requirements referred to above. We conducted our audit of compliance in accordance with auditing standards generally accepted in the United States of America; the standards applicable to financial audits contained in *Government Auditing Standards*, issued by the Comptroller General of the United States; and the audit requirements of Title 2 U.S. *Code of Federal Regulations* Part 200, *Uniform Administrative Requirements, Cost Principles, and Audit Requirements for Federal Awards* (Uniform Guidance). Those standards and the Uniform Guidance require that we plan and perform the audit to obtain reasonable assurance about whether noncompliance with the types of compliance requirements referred to above that could have a direct and material effect on a major federal program occurred. An audit includes examining, on a test basis, evidence about the County's compliance with those requirements and performing such other procedures as we considered necessary in the circumstances.

We believe that our audit provides a reasonable basis for our opinion on compliance for each major federal program. However, our audit does not provide a legal determination of the County's compliance.

Opinion on Each Major Federal Program

In our opinion, the County complied, in all material respects, with the types of compliance requirements referred to above that could have a direct and material effect on each of its major federal programs for the year ended December 31, 2018.

www.kmandl.com – Email: kmkw@kmandl.com

Members: American Institute of Certified Public Accountants, Texas Society of Certified Public Accountants,
Partnering for CPA Practice Success

The Honorable County Judge
and Members of Commissioners
Court of Matagorda County, Texas

Report on Internal Control over Compliance

Management of the County is responsible for establishing and maintaining effective internal control over compliance with the types of compliance requirements referred to above. In planning and performing our audit of compliance, we considered the County's internal control over compliance with the types of requirements that could have a direct and material effect on each major federal program to determine the auditing procedures that are appropriate in the circumstances for the purpose of expressing an opinion on compliance for each major federal program and to test and report on internal control over compliance in accordance with the Uniform Guidance, but not for the purpose of expressing an opinion on the effectiveness of internal control over compliance. Accordingly, we do not express an opinion on the effectiveness of the County's internal control over compliance.

A deficiency in internal control over compliance exists when the design or operation of a control over compliance does not allow management or employees, in the normal course of performing their assigned functions, to prevent, or detect and correct, noncompliance with a type of compliance requirement of a federal program on a timely basis. *A material weakness in internal control over compliance* is a deficiency, or a combination of deficiencies, in internal control over compliance, such that there is a reasonable possibility that material noncompliance with a type of compliance requirement of a federal program will not be prevented, or detected and corrected, on a timely basis. *A significant deficiency in internal control over compliance* is a deficiency, or a combination of deficiencies, in internal control over compliance with a type of compliance requirement of a federal program that is less severe than a material weakness in internal control over compliance, yet important enough to merit attention by those charged with governance.

Our consideration of internal control over compliance was for the limited purpose described in the first paragraph of this section and was not designed to identify all deficiencies in internal control over compliance that might be material weaknesses or significant deficiencies. We did not identify any deficiencies in internal control over compliance that we consider to be material weaknesses. However, material weaknesses may exist that have not been identified.

The purpose of this report on internal control over compliance is solely to describe the scope of our testing of internal control over compliance and the results of that testing based on the requirements of the Uniform Guidance. Accordingly, this report is not suitable for any other purpose.

Kennemer, Masters & Hunzford, LLC

Lake Jackson, Texas
June 26, 2019

MATAGORDA COUNTY, TEXAS

SCHEDULE OF FINDINGS AND QUESTIONED COSTS

For the Year Ended December 31, 2018

I. Summary of auditor's results:

1. Type of auditor's report issued on the financial statements: Unmodified.
2. One internal control finding, required to be reported in this schedule, was disclosed in the audit of the financial statements.
3. Noncompliance, which is material to the financial statements: None.
4. No internal control findings, that are required to be reported in this schedule, was disclosed in the audit of the major programs.
5. Type of auditor's report on compliance for major programs: Unmodified.
6. Did the audit disclose findings which are required to be reported in accordance with Uniform Guidance 2 CFR 200.516(a): No
7. Major programs include:
 - 14.228 Community Development Block Grant
8. Dollar threshold used to distinguish between Type A and Type B programs: \$ 750,000.
9. Low Risk Auditee: Yes.

II. Findings related to the financial statements.

1. Schedule Reference Number 2018-001: Lack of control over the bank reconciliation process.

Criteria: The County is expected to perform bank reconciliations in a timely manner to mitigate potential risks related to cash and the proper recording of cash transactions.

Condition: The County did not perform bank reconciliations for at least three major bank accounts during the year ended December 31, 2018. The County performed the bank reconciliations on these three accounts subsequent to the end of the year upon the arrival and request of the external auditors.

Cause: The lack of control over the bank reconciliation process was caused by a lack of experience which resulted in a lack of oversight and performance of timely bank reconciliations. There was a new County Treasurer in the year ended December 31, 2018 and this resulted in a lack of knowledge related to the importance of a timely bank account reconciliation process. The risk created by the lack of timely bank account reconciliations was also not mitigated by any other departments or functions within the County.

Effect: This presents potential risks related to fraud, incorrect and untimely recording of cash transactions and potential non-compliance with federal and state programs.

Recommendation: We recommend that the County maintain current bank account reconciliations through a monthly reconciliation process.

Questioned Cost/Basis: None

III. Findings and questioned costs related to the federal award.

The audit disclosed no findings required to be reported.

MATAGORDA COUNTY, TEXAS
SCHEDULE OF STATUS OF PRIOR FINDINGS
Year Ended December 31, 2018

None.

MATAGORDA COUNTY, TEXAS

CORRECTIVE ACTION PLAN

Year Ended December 31, 2018

Schedule Reference Number 2018-001: Lack of control over the bank reconciliation process.

Corrective Action Planned: The County Treasurer will strengthen controls over the bank reconciliation process by performing these timely, on a monthly basis. The County Auditor will oversee this process to determine that this corrective action plan is being performed and maintained.

MATAGORDA COUNTY, TEXAS
SCHEDULE OF EXPENDITURES OF FEDERAL AWARDS
For the Year Ended December 31, 2018

Exhibit 19
Page 1 of 2

Federal Grantor/ Pass-Through Grantor/ Program Title	Federal CFDA Number	Contract/ Program Number	Expenditures Indirect Costs or Award Amount
U.S. Department of Housing and Urban Development:			
Direct:			
Community Development Block Grant	14.228	713082	\$ 12,000
Community Development Block Grant	14.228	DRS220112	114,321
Community Development Block Grant	14.228	7216321	<u>165,404</u>
TOTAL U.S. DEPARTMENT OF HOUSING AND URBAN DEVELOPMENT			<u>\$ 291,725</u>
U.S. Department of Interior:			
Direct:			
Payment in Lieu of Taxes	15.226	--	<u>\$ 9,743</u>
TOTAL U.S. DEPARTMENT OF INTERIOR			<u>\$ 9,743</u>
U.S. Department of Justice:			
Direct:			
State Criminal Alien Assistance Program	16.605	2019-APBX-05-76	\$ 9,014
Passed Through Texas Facilities Commission:			
Crime Victim Assistance	16.575	3100302	44,297
Edward Byrne Memorial Justice Assistance Grant Program	16.738	3522501	31,200
Edward Byrne Memorial Justice Assistance Grant Program	16.738	3267301	<u>27,010</u>
TOTAL U.S. DEPARTMENT OF JUSTICE			<u>\$ 111,521</u>
U.S. Department of Health and Human Services:			
Passed Through Texas Department of Family & Protective Services:			
Foster Care Title IV-E Legal	93.658	23940147	\$ 13,170
Foster Care Title IV-E Welfare	93.658	23940146	<u>1,930</u>
TOTAL U.S. DEPARTMENT OF HEALTH AND HUMAN SERVICES			<u>\$ 15,100</u>

MATAGORDA COUNTY, TEXAS*SCHEDULE OF EXPENDITURES OF FEDERAL AWARDS - Continued*

For the Year Ended December 31, 2018

Exhibit 19

Page 2 of 2

Federal Grantor/ Pass-Through Grantor/ Program Title	Federal CFDA Number	Contract/ Program Number	Expenditures Indirect Costs or Award Amount
U.S. Department of Homeland Security:			
Passed Through Texas Department of Public Safety:			
Disaster Grants Public Assistance	97.036	4332-DR-TX-P0000001-30353	\$ 64,735
Disaster Grants Public Assistance	97.036	4332-DR-TX-P0000001-4702	98,031
Disaster Grants Public Assistance	97.036	4332-DR-TX-P0000001-4703	7,445
Disaster Grants Public Assistance	97.036	4332-DR-TX-P0000001-4704	11,234
Disaster Grants Public Assistance	97.036	4332-DR-TX-P0000001-4705	9,753
Disaster Grants Public Assistance	97.036	4332-DR-TX-P0000001-4707	13,421
Disaster Grants Public Assistance	97.036	4332-DR-TX-P0000001-4709	3,369
Disaster Grants Public Assistance	97.036	4332-DR-TX-P0000001-4710	26,195
Disaster Grants Public Assistance	97.036	4332-DR-TX-P0000001-4715	3,768
Emergency Management Performance Grants	97.042	18TX-EMPG-0528	30,356
Passed Through Texas Office of the Governor:			
Homeland Security Grant Program	97.067	EMW-2018-SS-00022-S01	123,238
Homeland Security Grant Program	97.067	EMW-2017-SS-00005	17,463
Homeland Security Grant Program	97.067	EMW-2016-SS-00056	<u>113,605</u>
TOTAL U.S. DEPARTMENT OF HOMELAND SECURITY			<u>\$ 522,613</u>
TOTAL FEDERAL ASSISTANCE			<u>\$ 950,702</u>
TOTAL MAJOR PROGRAMS			<u>\$ 291,725</u>
TYPE A PROGRAM			<u>\$ 750,000</u>

MATAGORDA COUNTY, TEXAS

NOTES ON ACCOUNTING POLICIES FOR FEDERAL AWARDS

Year Ended December 31, 2018

1. The County uses funds and account groups to report its financial position and the results of its operations. Fund accounting is designated to demonstrate legal compliance and to aid financial management by segregating transactions related to certain government functions or activities. A fund is a separate accounting entity with a self-balancing set of accounts. An account group, on the other hand, is a financial reporting device designated to provide accountability for certain assets and liabilities that are not recorded in the funds because they do not directly affect net expendable available resources. Funds are classified into two categories: governmental and fiduciary. Each category, in turn is divided into separate "fund types". The following fund types were utilized to account for federal awards.

Governmental Fund Types:

General Fund - is the general operating fund of the County. All financial resources, except those required to be accounted for in another fund, are accounted for in the General Fund. Federal financial assistance not required to be reported in other funds is accounted for in the General Fund.

Special Revenue Funds - used to account for proceeds of specific revenue sources that are legally restricted to expenditures for specific purposes. Federal financial assistance generally is accounted for in a Special Revenue Fund unless required to be reported in a Capital Projects Fund. Generally, unused balances are returned to the grantor at the close of specified project periods.

Capital Projects Funds - used to account for financial resources to be used for the acquisition or construction of major capital facilities. Federal financial assistance for the construction of major capital facilities generally is accounted for in a Capital Projects Fund. Generally, unused balances are returned to the grantor at the close of specified project periods.

2. The accounting and financial reporting treatment applied to a fund is determined by its measurement focus. The Governmental Fund types are accounted for using a current financial resources measurement focus. With this measurement focus, only current assets and deferred outflows of resources, and current liabilities and deferred inflows of resources generally are included on the balance sheet. Operating statements of these funds present increases (i.e., revenues and other financing sources) and decreases (i.e., expenditures and other financing uses) in net current assets. Federal grant funds were accounted for in the General Fund, Special Revenue Fund, and the Capital Projects Fund, a component of the Governmental Fund type.

The modified accrual basis of accounting is used for the Governmental Fund Types. This basis of accounting recognizes revenues in the accounting period in which they become susceptible to accrual, i.e., both measurable and available, and expenditures in the accounting period in which the fund liability is incurred, if measurable, except for unmatured interest on General Long-Term Debt, which is recognized when due, and certain compensated absences and claims and judgments, which are recognized when the obligations are expected to be liquidated with expendable available financial resources.

Federal grant funds are considered to be earned to the extent of expenditures/expenses made under the provisions of the grant, and, accordingly, when such funds are received, they are recorded as unearned revenues until earned.

MATAGORDA COUNTY, TEXAS

NOTES ON ACCOUNTING POLICIES FOR FEDERAL AWARDS - Continued

Year Ended December 31, 2018

3. The period of availability for federal grant funds for the purpose of liquidation of outstanding obligations made on or before the ending date of the federal project period extended 30 days beyond the federal project period ending date, in accordance with provisions of Title 2 U.S. *Code of Federal Regulations* (CFR) Part 200 *Uniform Administrative Requirements, Cost Principles, and Audit Requirements for Federal Awards*.
4. Indirect Costs - The County received no reimbursements for indirect costs during the year ended December 31, 2018.
5. As of December 31, 2018, the County included \$ 237,951 on the schedule of expenditures of federal awards from the Public Assistance Grant CFDA #97.036 for expenditures that were incurred in previous fiscal years. The Federal Emergency Management Agency approved the project worksheets related to the \$ 237,951 in the current fiscal year.
6. The County has elected to use the 10 percent de minimis indirect cost rate.

